

Waste Site Assignment

WIDS Site Code: 200-E-264-PL

Responsibility Assigned to (Contractor): Fluor Hanford

Operable Unit (OU) or Waste Management Area (WMA): 200-IS-1

Unit Category: RCRA Past-Practice (RPP)

Comments:

NDJ
3/6/08

DOE Federal Project Director: [Signature] Date: 5-7-2008

Ecology Project Manager: John B. Price Date: 5-13-2008

EPA Project Manager: _____ Date: _____

RECEIVED
MAY 29 2008







EDMC

Discovery Site Evaluation Checklist.

**To be completed by a member of WIDS Staff and included with the data package
for a newly discovered potential waste management unit.**

WIDS Site Code: 200-E-264-PL WIDS Site Names (Aliases): 200-E-264-PL, Pipeline from 242-B Evaporator Building to 207-B Retention Basin	<table style="width: 100%; border-collapse: collapse;"> <tr> <td style="padding: 2px;">Waste Management Unit</td> <td style="text-align: right; padding: 2px;"><input checked="" type="checkbox"/></td> </tr> <tr> <td style="padding: 2px;">Not a Waste Management Unit</td> <td style="text-align: right; padding: 2px;"><input type="checkbox"/></td> </tr> </table>	Waste Management Unit	<input checked="" type="checkbox"/>	Not a Waste Management Unit	<input type="checkbox"/>
Waste Management Unit	<input checked="" type="checkbox"/>				
Not a Waste Management Unit	<input type="checkbox"/>				
1. Does the unit only receive uncontaminated rainwater runoff? If 1 is YES, check NOT A WASTE MANAGEMENT UNIT above and stop. If 1 is NO, go to 2.	<table style="width: 100%; border-collapse: collapse;"> <tr> <td style="padding: 2px;">YES</td> <td style="padding: 2px;">NO</td> </tr> <tr> <td style="text-align: center; padding: 2px;"><input type="checkbox"/></td> <td style="text-align: center; padding: 2px;"><input checked="" type="checkbox"/></td> </tr> </table>	YES	NO	<input type="checkbox"/>	<input checked="" type="checkbox"/>
YES	NO				
<input type="checkbox"/>	<input checked="" type="checkbox"/>				
A 'YES' to any of Items 2 through 7 indicates the site is a waste management unit, as defined in Section 3.1 of the Tri-Party Agreement Action Plan. (Items 2 through 7 correspond with the six waste management unit types found in the Tri Party Agreement definition.)					
2. Complete items 2.a through 2.f. to determine if the unit is a solid waste management unit (SWMU), as specified under WAC 173 303 040.	<table style="width: 100%; border-collapse: collapse;"> <tr> <td style="padding: 2px;">YES</td> <td style="padding: 2px;">NO</td> </tr> <tr> <td style="text-align: center; padding: 2px;"><input checked="" type="checkbox"/></td> <td style="text-align: center; padding: 2px;"><input type="checkbox"/></td> </tr> </table>	YES	NO	<input checked="" type="checkbox"/>	<input type="checkbox"/>
YES	NO				
<input checked="" type="checkbox"/>	<input type="checkbox"/>				
2.a. Is the material at the unit a waste (i.e., a regulated waste or a discarded material, including garbage, refuse, sludge, construction/demolition debris, industrial/sanitary wastewater or other discarded solid, liquid, semisolid, or contained gas)? If 2.a is NO, check NO for 2 and go to 3. If 2.a is YES, go to 2.b.	<table style="width: 100%; border-collapse: collapse;"> <tr> <td style="padding: 2px;">YES</td> <td style="padding: 2px;">NO</td> </tr> <tr> <td style="text-align: center; padding: 2px;"><input checked="" type="checkbox"/></td> <td style="text-align: center; padding: 2px;"><input type="checkbox"/></td> </tr> </table>	YES	NO	<input checked="" type="checkbox"/>	<input type="checkbox"/>
YES	NO				
<input checked="" type="checkbox"/>	<input type="checkbox"/>				
2.b. Is the waste from historical residential activities (i.e., not from industrial, commercial, mining, agricultural, or community activities)?	<table style="width: 100%; border-collapse: collapse;"> <tr> <td style="padding: 2px;">YES</td> <td style="padding: 2px;">NO</td> </tr> <tr> <td style="text-align: center; padding: 2px;"><input type="checkbox"/></td> <td style="text-align: center; padding: 2px;"><input checked="" type="checkbox"/></td> </tr> </table>	YES	NO	<input type="checkbox"/>	<input checked="" type="checkbox"/>
YES	NO				
<input type="checkbox"/>	<input checked="" type="checkbox"/>				
2.c. Is the unit an industrial wastewater point discharge permitted under the <i>Clean Water Act</i> (i.e., National Pollutant Discharge Elimination System permit)?	<table style="width: 100%; border-collapse: collapse;"> <tr> <td style="padding: 2px;">YES</td> <td style="padding: 2px;">NO</td> </tr> <tr> <td style="text-align: center; padding: 2px;"><input type="checkbox"/></td> <td style="text-align: center; padding: 2px;"><input checked="" type="checkbox"/></td> </tr> </table>	YES	NO	<input type="checkbox"/>	<input checked="" type="checkbox"/>
YES	NO				
<input type="checkbox"/>	<input checked="" type="checkbox"/>				
2.d. Does the waste consist <u>only</u> of source, special nuclear, or byproduct material regulated by the <i>Atomic Energy Act</i> ? If 2.b, 2.c, or 2.d is YES, the site is not a SWMU. If so, check NO for 2 and go to 3. If 2.b, 2.c, and 2.d are all NO go to 2.e.	<table style="width: 100%; border-collapse: collapse;"> <tr> <td style="padding: 2px;">YES</td> <td style="padding: 2px;">NO</td> </tr> <tr> <td style="text-align: center; padding: 2px;"><input type="checkbox"/></td> <td style="text-align: center; padding: 2px;"><input checked="" type="checkbox"/></td> </tr> </table>	YES	NO	<input type="checkbox"/>	<input checked="" type="checkbox"/>
YES	NO				
<input type="checkbox"/>	<input checked="" type="checkbox"/>				
2.e. Was the waste placed in a discernable unit (i.e., a landfill, surface impoundment, land treatment unit, waste pile, tank, container storage area, incinerator, injection well, wastewater treatment unit, waste recycling unit, or other physical, chemical, or biological treatment unit)? If 2.e is YES, check YES for 2 and go to 3. If 2.e is NO, go to 2.f.	<table style="width: 100%; border-collapse: collapse;"> <tr> <td style="padding: 2px;">YES</td> <td style="padding: 2px;">NO</td> </tr> <tr> <td style="text-align: center; padding: 2px;"><input type="checkbox"/></td> <td style="text-align: center; padding: 2px;"><input checked="" type="checkbox"/></td> </tr> </table>	YES	NO	<input type="checkbox"/>	<input checked="" type="checkbox"/>
YES	NO				
<input type="checkbox"/>	<input checked="" type="checkbox"/>				
2.f. Is the unit the result of routine and systematic discharges (i.e., areas receiving small but steady discharges over time from systematic human activity, such as from loading/unloading operations, solvent washing, industrial process sewer systems, etc.)? If 2.f is YES, check YES for 2. If 2.f is NO, check NO for 2. Go to 3.	<table style="width: 100%; border-collapse: collapse;"> <tr> <td style="padding: 2px;">YES</td> <td style="padding: 2px;">NO</td> </tr> <tr> <td style="text-align: center; padding: 2px;"><input checked="" type="checkbox"/></td> <td style="text-align: center; padding: 2px;"><input type="checkbox"/></td> </tr> </table>	YES	NO	<input checked="" type="checkbox"/>	<input type="checkbox"/>
YES	NO				
<input checked="" type="checkbox"/>	<input type="checkbox"/>				

Discovery Site Evaluation Checklist (Continued)

3. Is the unit a waste disposal unit (Complete items 3a. and 3b. below)?	YES <input type="checkbox"/>	NO <input checked="" type="checkbox"/>
3.a. Does the unit require a RCRA permit to dispose of dangerous or mixed waste?	YES <input type="checkbox"/>	NO <input checked="" type="checkbox"/>
3.b. Have hazardous waste or substances been disposed in a burial ground, pit, pond, ditch, crib, trench, French drain, or land surface that is not subject to regulation as a RCRA disposal unit and might require action to mitigate a potential environmental impact (e.g., radioactive waste disposal units, pre-RCRA units)? If either 3.a or 3.b is YES, check YES for 3. If both are NO, check NO for 3. Go to 4.	YES <input type="checkbox"/>	NO <input checked="" type="checkbox"/>
4. Is the unit an unplanned release not adequately cleaned up and represents a potential threat to human health or the environment (i.e., releases above CERCLA reportable quantities defined in 40 CFR 302.4; other hazardous substance releases, including petroleum, that may require action to mitigate a potential environmental impact)?	YES <input checked="" type="checkbox"/>	NO <input type="checkbox"/>
5. Is the unit an inactive contaminated structure?	YES <input checked="" type="checkbox"/>	NO <input type="checkbox"/>
6. Does the unit require a RCRA permit to treat or store dangerous or mixed waste?	YES <input type="checkbox"/>	NO <input checked="" type="checkbox"/>
7. Is the unit another type of storage unit requiring action to mitigate a potential environmental impact (e.g., radioactive waste storage unit)?	YES <input type="checkbox"/>	NO <input checked="" type="checkbox"/>
If 2, 3, 4, 5, 6, or 7 is YES, check WASTE MANAGEMENT UNIT at the top of the first page of this form. If all are NO, check NOT A WASTE MANAGEMENT UNIT at the top of the first page.		
Comments: The waste site is an underground, 10 centimeter (4 inch) diameter cast iron pipeline that connected the 242-B Evaporator building to the 207-B Retention Basin. UPR-200-E-79 is associated with this pipeline.		
Christine Webb		5/1/2007
WIDS Investigator (Printed)	Signature	Date
		5/24/07
WIDS Regulatory Compliance (Printed)	Signature	Date
		5-7-2008
DOE Federal Project Director (Printed)	Signature	Date
John B. Price		5-13-2008
Ecology Project Manager (Printed)	Signature	Date
EPA Project Manager (Printed)	Signature	Date

NOI
3/6/08