



EBERLINE SERVICES

0079498
EBERLINE ANALYTICAL CORPORATION
2030 Wright Avenue
Richmond, California 94804-3849
Phone (510) 235-2633 Fax (510) 235-0438
Toll Free (800) 841-5487
www.eberlineservices.com

May 6, 2008

Mr. Steve Trent
Fluor Hanford Inc.
1200 Jadwin Avenue
Richland, WA 99352



Reference: **P.O. #33677**
Eberline Services R8-04-012-7069, SDG H3673

Dear Mr. Trent:

Enclosed is the data report for one solid (soil) sample designated under SAF No. F06-059 received at Eberline Services on April 3, 2008. The sample was analyzed according to the accompanying chain-of-custody document.

Please call if you have any questions concerning this report.

Sincerely,

Melissa C. Mannion
Senior Program Manager

MCM/njv

Enclosure: Data Package

RECEIVED
DEC 16 2008
EDMC

00000001

1.0 GENERAL

Fluor Hanford Inc. (FH) Sample Delivery Group H3673 was composed of one solid (soil) sample designated under SAF No. F06-059 with a Project Designation of: E-102 Direct Push Grab Sampling.

The sample was received as stated on the Chain-of-Custody document. Any discrepancies are noted on the Eberline Services Sample Receipt Checklist.

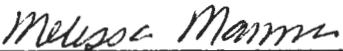
2.0 ANALYSIS NOTES

2.1 Gamma Spectroscopy

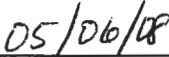
No problems were encountered during the course of the analyses.

3.0 Case Narrative Certification Statement

"I certify that this data package is in compliance with the SOW, both technically and for completeness, for other than the conditions detailed above. Release of the data obtained in this hard copy data package has been authorized by the Laboratory Manager or a designee, as verified by the following signature."



Melissa C. Mannion
Senior Program Manager



Date


EBRLINE SERVICES / RICHMOND
SAMPLE DELIVERY GROUP H3673


SDG 7069
Contact Melissa C. Mannion

Client Hanford
Contract No. 33677
Case no SDG_H3673

S U M M A R Y D A T A S E C T I O N

T A B L E O F C O N T E N T S				
About this section	.	.	.	1
Sample Summaries	.	.	.	3
Prep Batch Summary	.	.	.	5
Work Summary	.	.	.	6
Method Blanks	.	.	.	7
Lab Control Samples	.	.	.	8
Duplicates	.	.	.	9
Data Sheets	.	.	.	10
Method Summaries	.	.	.	11
Report Guides	.	.	.	12
End of Section	.	.	.	26


Prepared by _____


Reviewed by _____

Lab id EBRLNE
Protocol Fluor
Version Ver 1.0
Form DVD-TOC
Version 3.06
Report date 05/05/08

EBERLINE SERVICES / RICHMOND

SAMPLE DELIVERY GROUP H3673

SDG 7069
Contact Melissa C. Mannion

REPORT GUIDE

Client Hanford
Contract No. 33677
Case no SDG_H3673

ABOUT THE DATA SUMMARY SECTION

The Data Summary Section of a Data Package has all data, in several useful orders, necessary for first level, routine review of the data package for a Sample Delivery Group (SDG). This section follows the Data Package Narrative, which has an overview of the data package and a discussion of special problems. It is followed by the Raw Data Section, which has full details.

The Data Summary Section has several groups of reports:

SAMPLE SUMMARIES

The Sample and QC Summary Reports show all samples, including QC samples, reported in one SDG. These reports cross-reference client and lab sample identifiers.

PREPARATION BATCH SUMMARY

The Preparation Batch Summary Report shows all preparation batches (lab groupings reflecting how work was organized) relevant to the reported SDG with information necessary to check the completeness and consistency of the SDG.

WORK SUMMARY

The Work Summary Report shows all samples and work done on them relevant to the reported SDG.

METHOD BLANKS

The Method Blank Reports, one for each Method Blank relevant to the SDG, show all results and primary supporting information for the blanks.

LAB CONTROL SAMPLES

The Lab Control Sample Reports, one for each Lab Control Sample relevant to the SDG, show all results, recoveries and primary supporting information for these QC samples.

REPORT GUIDES

Page 1

SUMMARY DATA SECTION

Page 1

Lab id EBRLNE
Protocol Fluor
Version Ver 1.0
Form DVD-RG
Version 3.06
Report date 05/05/08

00000004

EBERLINE SERVICES / RICHMOND

SAMPLE DELIVERY GROUP H3673

SDG 7069
Contact Melissa C. Mannion

GUIDE, cont.

Client Hanford
Contract No. 33677
Case no SDG_H3673

ABOUT THE DATA SUMMARY SECTION

DUPLICATES

The Duplicate Reports, one for each Duplicate and Original sample pair relevant to the SDG, show all results, differences and primary supporting information for these QC samples.

MATRIX SPIKES

The Matrix Spike Reports, one for each Spiked and Original sample pair relevant to the SDG, show all results, recoveries and primary supporting information for these QC samples.

DATA SHEETS

The Data Sheet Reports, one for each client sample in the SDG, show all results and primary supporting information for these samples.

METHOD SUMMARIES

The Method Summary Reports, one for each test used in the SDG, show all results, QC and method performance data for one analyte on one or two pages. (A test is a short code for the method used to do certain work to the client's specification.)

REPORT GUIDES

The Report Guides, one for each of the above groups of reports, have documentation on how to read the associated reports.

REPORT GUIDES

Page 2

SUMMARY DATA SECTION

Page 2

Lab id EBRLNE
Protocol Fluor
Version Ver 1.0
Form DVD-RG
Version 3.06
Report date 05/05/08

00000005

EBERLINE SERVICES/RICHMOND

SAMPLE DELIVERY GROUP H3673

SDG 7069
 Contact Melissa C. Mannion

LAB SAMPLE SUMMARY

Client Hanford
 Contract No. 33677
 Case no SDG H3673

LAB	CLIENT SAMPLE ID	LOCATION	MATRIX	LEVEL	SAF NO	CHAIN OF CUSTODY	COLLECTED
R804012-01	B1V209	E-102 DirectPushGrabSamp	SOLID		F06-059	F06-059-283	10/27/06 14:40
R804012-02	Lab Control Sample		SOLID		F06-059		
R804012-03	Method Blank		SOLID		F06-059		
R804012-04	Duplicate (R804012-01)	E-102 DirectPushGrabSamp	SOLID		F06-059		10/27/06 14:40

LAB SUMMARY

Page 1

SUMMARY DATA SECTION

Page 3

Lab id EBRLNE
 Protocol Fluor
 Version Ver 1.0
 Form DVD-LS
 Version 3.06
 Report date 05/05/08

00000006

EBERLINE SERVICES/RICHMOND

SAMPLE DELIVERY GROUP H3673

SDG 7069
 Contact Melissa C. Mannion

QC SUMMARY

Client Hanford
 Contract No. 33677
 Case no SDG H3673

QC BATCH	CHAIN OF CUSTODY	CLIENT SAMPLE ID	MATRIX	% SOLIDS	SAMPLE AMOUNT	BASIS AMOUNT	DAYS SINCE RECEIVED	LAB COLL	LAB SAMPLE ID	DEPARTMENT SAMPLE ID
7069	F06-059-283	B1V209	SOLID	96.1	1162 g		04/03/08 524	R804012-01		7069-001
		Method Blank	SOLID					R804012-03		7069-003
		Lab Control Sample	SOLID					R804012-02		7069-002
		Duplicate (R804012-01)	SOLID	96.1	1162 g		04/03/08 524	R804012-04		7069-004

QC SUMMARY

Page 1

SUMMARY DATA SECTION

Page 4

Lab id EBRLNE
 Protocol Fluor
 Version Ver 1.0
 Form DVD-QS
 Version 3.06
 Report date 05/05/08

00000007

EBERLINE SERVICES/RICHMOND

SAMPLE DELIVERY GROUP H3673

SDG 7069
 Contact Melissa C. Mannion

PREP BATCH SUMMARY

Client Hanford
 Contract No. 33677
 Case no SDG H3673

TEST	MATRIX	METHOD	PREPARATION ERROR		PLANCHETS ANALYZED					QUALI- FIERS
			BATCH	2σ %	CLIENT	MORE	RE	BLANK	LCS	
Gamma Spectroscopy										
GAM	SOLID	Gamma Scan	6152-066	7.0	1			1	1	1/1

Duplicates and Matrix Spikes are those with original (Client) sample in this Sample Delivery Group.
 Blank and LCS planchets are those in the same preparation batch as some Client, Duplicate or Spike sample.

Lab id EBRLNE
 Protocol Fluor
 Version Ver 1.0
 Form DVD-PBS
 Version 3.06
 Report date 05/05/08

00000008

EBERLINE SERVICES/RICHMOND

SAMPLE DELIVERY GROUP H3673

SDG 7069
 Contact Melissa C. Mannion

LAB WORK SUMMARY

Client Hanford
 Contract No. 33677
 Case no SDG H3673

LAB SAMPLE	CLIENT SAMPLE ID				SUF-					
COLLECTED	LOCATION	MATRIX			FIX	ANALYZED	REVIEWED	BY	METHOD	
RECEIVED	CUSTODY	SAF No	PLANCHET	TEST						
R804012-01	B1V209		7069-001	GAM		04/28/08	04/30/08	CSS	Gamma Scan	
10/27/06	E-102 DirectPushGrabSamp	SOLID								
04/03/08	F06-059-283	F06-059								
R804012-02	Lab Control Sample		7069-002	GAM		04/28/08	04/30/08	CSS	Gamma Scan	
		SOLID								
		F06-059								
R804012-03	Method Blank		7069-003	GAM		04/28/08	04/30/08	CSS	Gamma Scan	
		SOLID								
		F06-059								
R804012-04	Duplicate (R804012-01)		7069-004	GAM		04/28/08	04/30/08	CSS	Gamma Scan	
10/27/06	E-102 DirectPushGrabSamp	SOLID								
04/03/08		F06-059								

COUNTS OF TESTS BY SAMPLE TYPE

TEST	SAF No	METHOD	REFERENCE	CLIENT	MORE	RE	BLANK	LCS	DUP SPIKE	TOTAL
GAM	F06-059	Gamma Scan	GAMMA_GS	1			1	1	1	4
TOTALS				1			1	1	1	4

WORK SUMMARY

Page 1

SUMMARY DATA SECTION

Page 6

Lab id EBRLNE
 Protocol Fluor
 Version Ver 1.0
 Form DVD-LWS
 Version 3.06
 Report date 05/05/08

00000009

EBERLINE SERVICES / RICHMOND
SAMPLE DELIVERY GROUP H3673

7069-003

Method Blank

METHOD BLANK

SDG <u>7069</u>	Client/Case no <u>Hanford</u>	SDG <u>H3673</u>
Contact <u>Melissa C. Mannion</u>	Contract No. <u>33677</u>	
Lab sample id <u>R804012-03</u>	Client sample id <u>Method Blank</u>	
Dept sample id <u>7069-003</u>	Material/Matrix <u>SOLID</u>	
	SAF No <u>F06-059</u>	

ANALYTE	CAS NO	RESULT pCi/g	2σ ERR (COUNT)	MDA pCi/g	RDL pCi/g	QUALI- FIERS	TEST
Beryllium 7	13966-02-4	U		0.040		U	GAM
Potassium 40	13966-00-2	U		0.067		U	GAM
Cobalt 60	10198-40-0	U		0.006	0.050	U	GAM
Ruthenium 106	13967-48-1	U		0.047		U	GAM
Antimony 125	14234-35-6	U		0.014		U	GAM
Cesium 134	13967-70-9	U		0.006		U	GAM
Cesium 137	10045-97-3	U		0.005	0.100	U	GAM
Europium 152	14683-23-9	U		0.013	0.100	U	GAM
Europium 154	15585-10-1	U		0.016	0.100	U	GAM
Europium 155	14391-16-3	U		0.012	0.100	U	GAM
Niobium 94	14681-63-1	U		0.005		U	GAM
Radium 226	13982-63-3	U		0.010		U	GAM
Radium 228	15262-20-1	U		0.023		U	GAM

216A4 & 200E102GeochemModelingParams

QC-BLANK #65419

Lab id <u>EBRLNE</u>
Protocol <u>Fluor</u>
Version <u>Ver 1.0</u>
Form <u>DVD-DS</u>
Version <u>3.06</u>
Report date <u>05/05/08</u>

00000010

EBERLINE SERVICES/RICHMOND

SAMPLE DELIVERY GROUP H3673

7069-002

Lab Control Sample

LAB CONTROL SAMPLE

SDG <u>7069</u>	Client/Case no <u>Hanford</u>	SDG <u>H3673</u>
Contact <u>Melissa C. Mannion</u>	Contract No. <u>33677</u>	
Lab sample id <u>R804012-02</u>	Client sample id <u>Lab Control Sample</u>	
Dept sample id <u>7069-002</u>	Material/Matrix <u>SOLID</u>	
	SAF No <u>F06-059</u>	

ANALYTE	RESULT pCi/g	2σ ERR (COUNT)	MDA pCi/g	RDL pCi/g	QUALI- FIERS TEST	ADDED pCi/g	2σ ERR pCi/g	REC %	3σ LMTS (TOTAL)	PROTOCOL LIMITS
Cobalt 60	0.510	0.024	0.014	0.050	GAM	0.506	0.020	101	86-114	80-120
Cesium 137	0.546	0.021	0.015	0.100	GAM	0.542	0.022	101	86-114	80-120

216A4 & 200E102GeochemModelingParams

QC-LCS #65418

LAB CONTROL SAMPLES

Page 1

SUMMARY DATA SECTION

Page 8

Lab id <u>EBRLNE</u>
Protocol <u>Fluor</u>
Version <u>Ver 1.0</u>
Form <u>DVD-LCS</u>
Version <u>3.06</u>
Report date <u>05/05/08</u>

00000011

EBERLINE SERVICES/RICHMOND

SAMPLE DELIVERY GROUP H3673

7069-004

B1V209

DUPLICATE

SDG <u>7069</u>	Client/Case no <u>Hanford</u>	SDG <u>H3673</u>
Contact <u>Melissa C. Mannion</u>	Contract <u>No. 33677</u>	
DUPLICATE	ORIGINAL	
Lab sample id <u>R804012-04</u>	Lab sample id <u>R804012-01</u>	Client sample id <u>B1V209</u>
Dept sample id <u>7069-004</u>	Dept sample id <u>7069-001</u>	Location/Matrix <u>E-102 DirectPushGrabSamp SOLID</u>
	Received <u>04/03/08</u>	Collected/Weight <u>10/27/06 14:40 1162 g</u>
% solids <u>96.1</u>	% solids <u>96.1</u>	Custody/SAP No <u>F06-059-283 F06-059</u>

ANALYTE	DUPLICATE pCi/g	2σ ERR (COUNT)	MDA pCi/g	RDL pCi/g	QUALI- FIERS	TEST	ORIGINAL pCi/g	2σ ERR (COUNT)	MDA pCi/g	QUALI- FIERS	RPD %	3σ TOT	DER σ
Beryllium 7	U		76.9		U	GAM	U		133	U	-		0.7
Potassium 40	17.4	0.23	0.081			GAM	16.6	0.59	0.163		5	16	0.9
Cobalt 60	0.076	0.012	0.013	0.050		GAM	0.072	0.019	0.020		5	48	0.3
Ruthenium 106	U		0.189		U	GAM	U		0.332	U	-		0.7
Antimony 125	U		0.030		U	GAM	U		0.051	U	-		0.7
Cesium 134	U		0.028		U	GAM	U		0.036	U	-		0.4
Cesium 137	0.225	0.008	0.008	0.100		GAM	0.260	0.020	0.019		14	20	2.2
Europium 152	U		0.026	0.100	U	GAM	U		0.047	U	-		0.8
Europium 154	U		0.054	0.100	U	GAM	U		0.080	U	-		0.5
Europium 155	U		0.055	0.100	U	GAM	U		0.075	U	-		0.4
Niobium 94	U		0.008		U	GAM	U		0.014	U	-		0.7
Radium 226	U		0.754		U	GAM	0.429	0.033	0.031		55	192	0.9
Radium 228	0.711	0.040	0.039			GAM	0.678	0.075	0.071		5	24	0.6

216A4 & 200E102GeochemModelingParams

QC-DUP#1 65420

DUPLICATES

Page 1

SUMMARY DATA SECTION

Page 9

Lab id <u>EBRLNE</u>
Protocol <u>Fluor</u>
Version <u>Ver 1.0</u>
Form <u>DVD-DUP</u>
Version <u>3.06</u>
Report date <u>05/05/08</u>

00000012

EBERLINE SERVICES / RICHMOND
SAMPLE DELIVERY GROUP H3673

7069-001

B1V209

DATA SHEET

SDG <u>7069</u>	Client/Case no <u>Hanford</u>	SDG <u>H3673</u>
Contact <u>Melissa C. Mannion</u>	Contract <u>No. 33677</u>	
Lab sample id <u>R804012-01</u>	Client sample id <u>B1V209</u>	
Dept sample id <u>7069-001</u>	Location/Matrix <u>E-102 DirectPushGrabSamp</u>	<u>SOLID</u>
Received <u>04/03/08</u>	Collected/Weight <u>10/27/06 14:40</u>	<u>1162 g</u>
% solids <u>96.1</u>	Custody/SAF No <u>F06-059-283</u>	<u>F06-059</u>

ANALYTE	CAS NO	RESULT pCi/g	2σ ERR (COUNT)	MDA pCi/g	RDL pCi/g	QUALI- FIERS	TEST
Beryllium 7	13966-02-4	U		133		U	GAM
Potassium 40	13966-00-2	16.6	0.59	0.163			GAM
Cobalt 60	10198-40-0	0.072	0.019	0.020	0.050		GAM
Ruthenium 106	13967-48-1	U		0.332		U	GAM
Antimony 125	14234-35-6	U		0.051		U	GAM
Cesium 134	13967-70-9	U		0.036		U	GAM
Cesium 137	10045-97-3	0.260	0.020	0.019	0.100		GAM
Europium 152	14683-23-9	U		0.047	0.100	U	GAM
Europium 154	15585-10-1	U		0.080	0.100	U	GAM
Europium 155	14391-16-3	U		0.075	0.100	U	GAM
Niobium 94	14681-63-1	U		0.014		U	GAM
Radium 226	13982-63-3	0.429	0.033	0.031			GAM
Radium 228	15262-20-1	0.678	0.075	0.071			GAM

216A4 & 200E102GeochemModelingParams

DATA SHEETS

Page 1

SUMMARY DATA SECTION

Page 10

Lab id <u>EBRLNE</u>
Protocol <u>Fluor</u>
Version <u>Ver 1.0</u>
Form <u>DVD-DS</u>
Version <u>3.06</u>
Report date <u>05/05/08</u>

00000013

EBERLINE SERVICES/RICHMOND

SAMPLE DELIVERY GROUP H3673

Test GAM Matrix SOLID
 SDG 7069
 Contact Melissa C. Mannion

LAB METHOD SUMMARY

GAMMA SCAN
 GAMMA SPECTROSCOPY

Client Hanford
 Contract No. 33677
 Contract SDG H3673

RESULTS

LAB	RAW	SUF-				
SAMPLE ID	TEST FIX	PLANCHET	CLIENT SAMPLE ID	Cobalt 60	Cesium 137	
Preparation batch 6152-066						
R804012-01		7069-001	B1V209	0.072	0.260	
R804012-02		7069-002	Lab Control Sample	ok	ok	
R804012-03		7069-003	Method Blank	U	U	
R804012-04		7069-004	Duplicate (R804012-01)	ok	ok	
Nominal values and limits from method						
216A4 & 200E102GeochemModelingParams			RDLs (pCi/g)	0.050	0.100	

METHOD PERFORMANCE

LAB	RAW	SUF-	MDA	ALIQ	PREP	DILU-	YIELD	EFF	COUNT	FWHM	DRIFT	DAYS	ANAL-		
SAMPLE ID	TEST FIX	CLIENT SAMPLE ID	pCi/g	g	FAC	TION	%	%	min	keV	KeV	HELD	PREPARED	YZED	DETECTOR
Preparation batch 6152-066 2σ prep error 7.0 % Reference Lab Notebook #6152 pg. 66															
R804012-01		B1V209	<u>4.17</u>	865					267			<u>549</u>	04/18/08	04/28	MB,08,00
R804012-02		Lab Control Sample	0.014	865					267				04/18/08	04/28	MB,06,00
R804012-03		Method Blank	<u>1.53</u>	865					267				04/18/08	04/28	MB,07,00
R804012-04		Duplicate (R804012-01)	<u>2.18</u>	865					920			<u>549</u>	04/18/08	04/28	MB,07,00
Nominal values and limits from method															
			0.050	865					100						180

PROCEDURES REFERENCE GAMMA_GS
 SPP-100 Ge(Li) Preparation for Commercial Samples, rev 7

AVERAGES ± 2 SD MDA 1.97 ± 3.45
 FOR 4 SAMPLES YIELD _____ ± _____

Lab id EBRLNE
 Protocol Fluor
 Version Ver 1.0
 Form DVD-LMS
 Version 3.06
 Report date 05/05/08

EBERLINE SERVICES / RICHMOND

SAMPLE DELIVERY GROUP H3673

SDG 7069
 Contact Melissa C. Mannion

REPORT GUIDE

Client Hanford
 Contract No. 33677
 Case no SDG_H3673

SAMPLE SUMMARY

The Sample and QC Summary Reports show all samples, including QC samples, reported in one Sample Delivery Group (SDG).

The Sample Summary Report fully identifies client samples and gives the corresponding lab sample identification. The QC Summary Report shows at the sample level how the lab organized the samples into batches and generated QC samples. The Preparation Batch and Method Summary Reports show this at the analysis level.

The following notes apply to these reports:

- * LAB SAMPLE ID is the lab's primary identification for a sample.
- * DEPARTMENT SAMPLE ID is an alternate lab id, for example one assigned by a radiochemistry department in a lab.
- * CLIENT SAMPLE ID is the client's primary identification for a sample. It includes any sample preparation done by the client that is necessary to identify the sample.
- * QC BATCH is a lab assigned code that groups samples to be processed and QCed together. These samples should have similar matrices.

QC BATCH is not necessarily the same as SDG, which reflects samples received and reported together.

- * All Lab Control Samples, Method Blanks, Duplicates and Matrix Spikes are shown that QC any of the samples. Due to possible reanalyses, not all results for all these QC samples may be relevant to the SDG. The Lab Control Sample, Method Blank, Duplicate, Matrix Spike and Method Summary Reports detail these relationships.

REPORT GUIDES

Page 1

SUMMARY DATA SECTION

Page 12

Lab id EBRLNE
 Protocol Fluor
 Version Ver 1.0
 Form DVD-RG
 Version 3.06
 Report date 05/05/08

00000015

EBERLINE SERVICES / RICHMOND

SAMPLE DELIVERY GROUP H3673

SDG 7069
 Contact Melissa C. Mannion

REPORT GUIDE

Client Hanford
 Contract No. 33677
 Case no SDG H3673

PREPARATION BATCH SUMMARY

The Preparation Batch Summary Report shows all preparation batches in one Sample Delivery Group (SDG) with information necessary to check the completeness and consistency of the SDG.

The following notes apply to this report:

- * The preparation batches are shown in the same order as the Method Summary Reports are printed.
- * Only analyses of planchets relevant to the SDG are included.
- * Each preparation batch should have at least one Method Blank and LCS in it to validate client sample results.
- * The QUALIFIERS shown are all qualifiers other than U, J, B, L and H that occur on any analysis in the preparation batch. The Method Summary Report has these qualifiers on a per sample basis.

These qualifiers should be reviewed as follows:

- X Some data has been manually entered or modified. Transcription errors are possible.
- P One or more results are 'preliminary'. The data is not ready for final reporting.
- 2 There were two or more results for one analyte on one planchet imported at one time. The results in DVD may not be the same as on the raw data sheets.

Other lab defined qualifiers may occur. In general, these should be addressed in the SDG narrative.

Lab id EBRLNE
 Protocol Fluor
 Version Ver 1.0
 Form DVD-RG
 Version 3.06
 Report date 05/05/08

EBERLINE SERVICES / RICHMOND

SAMPLE DELIVERY GROUP H3673

SDG 7069
 Contact Melissa C. Mannion

REPORT GUIDE

Client Hanford
 Contract No. 33677
 Case no SDG H3673

WORK SUMMARY

The Work Summary Report shows all samples, including QC samples, and all relevant analyses in one Sample Delivery Group (SDG). This report is often useful as supporting documentation for an invoice.

The following notes apply to this report:

- * TEST is a code for the method used to measure associated analytes. Results and related information for each analyte are on the Data Sheet Report. In special cases, a test code used in the summary data section is not the same as in associated raw data. In this case, both codes are shown on the Work Summary.
- * SUFFIX is the lab's code to distinguish multiple analyses (recounts, reworks, reanalyses) of a fraction of the sample. The suffix indicates which result is being reported. An empty suffix normally identifies the first attempt to analyze the sample.
- * The LAB SAMPLE ID, TEST and SUFFIX uniquely identify all supporting data for a result. The Method Summary Report for each TEST has method performance data, such as yield, for each lab sample id and suffix and procedures used in the method.
- * PLANCHET is an alternate lab identifier for work done for one test. It, combined with the TEST and SUFFIX, may be the best link to raw data.
- * For QC samples, only analyses that directly QC some regular sample are shown. The Lab Control Sample, Method Blank, Duplicate, Matrix Spike and Method Summary Reports detail these relationships.
- * The SAS (Special Analytical Services) Number is a client or lab assigned code that reflects special processing for samples, such as rapid turn around. Counts of tests done are lists by SAS number since it is likely to affect prices.

REPORT GUIDES

Page 3

SUMMARY DATA SECTION

Page 14

Lab id EBRLNE
 Protocol Fluor
 Version Ver 1.0
 Form DVD-RG
 Version 3.06
 Report date 05/03/08

00000017

EBERLINE SERVICES / RICHMOND

SAMPLE DELIVERY GROUP H3673

SDG 7069
 Contact Melissa C. Mannion

REPORT GUIDE

Client Hanford
 Contract No. 33677
 Case no SDG H3673

DATA SHEET

The Data Sheet Report shows all results and primary supporting information for one client sample or Method Blank. This report corresponds to both the CLP Inorganics and Organics Data Sheet.

The following notes apply to this report:

- * TEST is a code for the method used to measure an analyte. If the TEST is empty, no data is available; the analyte was not analyzed for.
- * The LAB SAMPLE ID and TEST uniquely identify work within the Summary Data Section of a Data Package. The Work Summary and Method Summary Reports further identify raw data that underlies this work.

The Method Summary Report for each TEST has method performance data, such as yield, for each Lab Sample ID and a list of procedures used in the method.

- * ERRORS can be labeled TOTAL or COUNT. TOTAL implies a preparation (non-counting method) error has been added, as square root of sum of squares, to the counting error denoted by COUNT. The preparation errors, which may vary by preparation batch, are shown on the Method Summary Report.
- * A RESULT can be 'N.R.' (Not Reported). This means the lab did this work but chooses not to report it now, possibly because it was reported at another time.
- * When reporting a Method Blank, a RESULT can be 'N.A.' (Not Applicable). This means there is no reported client sample work in the same preparation batch as the Blank's result. This is likely to occur when the Method Blank is associated with reanalyses of selected work for a few samples in the SDG.

The following qualifiers are defined by the DVD system:

- U The RESULT is less than the MDA (Minimum Detectable Activity).

REPORT GUIDES

Page 4

SUMMARY DATA SECTION

Page 15

Lab id EBRLNE
 Protocol Fluor
 Version Ver 1.0
 Form DVD-RG
 Version 3.06
 Report date 05/05/08

00000018

EBERLINE SERVICES / RICHMOND

SAMPLE DELIVERY GROUP H3673

SDG 7069
 Contact Melissa C. Mannion

GUIDE, cont.

Client Hanford
 Contract No. 33677
 Case no SDG H3673

DATA SHEET

If the MDA is blank, the ERROR is used as the limit.

- J The RESULT is less than the RDL (Required Detection Limit) and no U qualifier is assigned.
 - B A Method Blank associated with this sample had a result without a U flag and, after correcting for possibly different aliquots, that result is greater than or equal to the MDA for this sample.
- Normally, B is not assigned if U is. When method blank subtraction is shown on this report, B flags are assigned based on the unsubtracted values while U's are assigned based on the subtracted ones. Both flags can be assigned in this case.
- For each sample result, all Method Blank results in the same preparation batch are compared. The Method Summary Report documents this and other QC relationships.
- L Some Lab Control Sample that QC's this sample had a low recovery. The lab can disable assignment of this qualifier.
 - H Similar to 'L' except the recovery was high.
 - P The RESULT is 'preliminary'.
 - X Some data necessary to compute the RESULT, ERROR or MDA was manually entered or modified.
 - 2 There were two or more results available for this analyte. The reported result may not be the same as in the raw data.

Other qualifiers are lab defined. Definitions should be in the SDG narrative.

The following values are underlined to indicate possible problems:

- * An MDA is underlined if it is bigger than its RDL.

Lab id EBRLNE
 Protocol Fluor
 Version Ver 1.0
 Form DVD-RG
 Version 3.06
 Report date 05/05/08

EBERLINE SERVICES / RICHMOND

SAMPLE DELIVERY GROUP H3673

SDG 7069
 Contact Melissa C. Mannion

GUIDE, cont.

Client Hanford
 Contract No. 33677
 Case no SDG H3673

DATA SHEET

- * An ERROR is underlined if the 1.645 sigma counting error is bigger than both the MDA and the RESULT, implying that the MDA may not be a good estimate of the 'real' minimum detectable activity.
- * A negative RESULT is underlined if it is less than the negative of its 2 sigma counting ERROR.
- * When reporting a Method Blank, a RESULT is underlined if greater than its MDA. If the MDA is blank, the 2 sigma counting error is used in the comparison.

REPORT GUIDES

Page 6

SUMMARY DATA SECTION

Page 17

Lab id EBRLNE
 Protocol Fluor
 Version Ver 1.0
 Form DVD-RG
 Version 3.06
 Report date 05/05/08

00000020

EBERLINE SERVICES / RICHMOND

SAMPLE DELIVERY GROUP H3673

SDG 7069
 Contact Melissa C. Mannion

REPORT GUIDE

Client Hanford
 Contract No. 33677
 Case no SDG H3673

LAB CONTROL SAMPLE

The Lab Control Sample Report shows all results, recoveries and primary supporting information for one Lab Control Sample.

The following notes apply to this report:

- * All fields in common with the Data Sheet Report have similar usage. Refer to its Report Guide for details.
- * An amount ADDED is the lab's value for the actual amount spiked into this sample with its ERROR an estimate of the error of this amount.

An amount added is underlined if its ratio to the corresponding RDL is outside protocol specified limits.

- * REC (Recovery) is RESULT divided by ADDED expressed as a percent.
- * The first, computed limits for the recovery reflect:
 1. The error of RESULT, including that introduced by rounding the result prior to printing.

If the limits are labeled (TOTAL), they include preparation error in the result. If labeled (COUNT), they do not.
 2. The error of ADDED.
 3. A lab specified, per analyte bias. The bias changes the center of the computed limits.
- * The second limits are protocol defined upper and lower QC limits for the recovery.
- * The recovery is underlined if it is outside either of these ranges.

REPORT GUIDES

Page 7

SUMMARY DATA SECTION

Page 18

Lab id EBRLNE
 Protocol Fluor
 Version Ver 1.0
 Form DVD-RG
 Version 3.06
 Report date 05/05/08

00000021

EBERLINE SERVICES / RICHMOND

SAMPLE DELIVERY GROUP H3673

SDG 7069
 Contact Melissa C. Mannion

REPORT GUIDE

Client Hanford
 Contract No. 33677
 Case no SDG_H3673

DUPLICATE

The Duplicate Report shows all results, differences and primary supporting information for one Duplicate and associated Original sample.

The following notes apply to this report:

- * All fields in common with the Data Sheet Report have similar usage. This applies both to the Duplicate and Original sample data. Refer to the Data Sheet Report Guide for details.

If the Duplicate has data for a TEST and the lab did not do this test to the Original, the Original's RESULTS are underlined.

- * The RPD (Relative Percent Difference) is the absolute value of the difference of the RESULTS divided by their average expressed as a percent.

If both RESULTS are less than their MDAs, no RPD is computed and a '-' is printed.

For an analyte, if the lab did work for both samples but has data for only one, the MDA from the sample with data is used as the other's result in the RPD.

- * The first, computed limit is the sum, as square root of sum of squares, of the errors of the results divided by the average result as a percent, hence the relative error of the difference rather than the error of the relative difference. The errors include those introduced by rounding the RESULTS prior to printing.

If this limit is labeled TOT, it includes the preparation error in the RESULTS. If labeled CNT, it does not.

This value reported for this limit is at most 999.

- * The second limit for the RPD is the larger of:

1. A fixed percentage specified in the protocol.

REPORT GUIDES

Page 8

SUMMARY DATA SECTION

Page 19

Lab id EBRLNE
 Protocol Fluor
 Version Ver 1.0
 Form DVD-RG
 Version 3.06
 Report date 05/05/08

00000022

EBERLINE SERVICES / RICHMOND

SAMPLE DELIVERY GROUP H3673

SDG 7069
 Contact Melissa C. Mannion

GUIDE, cont.

Client Hanford
 Contract No. 33677
 Case no SDG H3673

DUPLICATE

2. A protocol factor (typically 2) times the average MDA as a percent of the average result. This limit applies when the results are close to the MDAs.

- * The RPD is underlined if it is greater than either limit.
- * If specified by the lab, the second limit column is replaced by the Difference Error Ratio (DER), which is the absolute value of the difference of the results divided by the quadratic sum of their one sigma errors, the same errors as used in the first limit.

Except for differences due to rounding, the DER is the same as the RPD divided by the first RPD limit with the limit scaled to 1 sigma.

- * The DER is underlined if it is greater than the sigma factor, typically 2 or 3, shown in the header for the first RPD limit.

Lab id EBRLNE
 Protocol Fluor
 Version Ver 1.0
 Form DVD-RG
 Version 3.06
 Report date 05/05/08

EBERLINE SERVICES / RICHMOND

SAMPLE DELIVERY GROUP H3673

SDG 7069
 Contact Melissa C. Mannion

REPORT GUIDE

Client Hanford
 Contract No. 33677
 Case no SDG H3673

MATRIX SPIKE

The Matrix Spike Report shows all results, recoveries and primary supporting information for one Matrix Spike and associated Original sample.

The following notes apply to this report:

- * All fields in common with the Data Sheet Report have similar usage. This applies both to the Spiked and Original sample data. Refer to the Data Sheet Report Guide for details.

If the Spike has data for a TEST and the lab did not do this test to the Original, the Original's RESULTS are underlined.

- * An amount ADDED is the lab's value for the actual amount spiked into the Spike sample with its ERROR an estimate of the error of this amount.

An amount is underlined if its ratio to the corresponding RDL is outside protocol specified limits.

- * REC (Recovery) is the Spike RESULT minus the Original RESULT divided by ADDED expressed as a percent.

- * The first, computed limits for the recovery reflect:

1. The errors of the two RESULTS, including those introduced by rounding them prior to printing.

If the limits are labeled (TOTAL), they include preparation error in the result. If labeled (COUNT), they do not.

2. The error of ADDED.

3. A lab specified, per analyte bias. The bias changes the center of the computed limits.

- * The second limits are protocol defined upper and lower QC limits

REPORT GUIDES

Page 10

SUMMARY DATA SECTION

Page 21

Lab id EBRLNE
 Protocol Fluor
 Version Ver 1.0
 Form DVD-RG
 Version 3.06
 Report date 05/05/08

00000024

EBERLINE SERVICES / RICHMOND

SAMPLE DELIVERY GROUP H3673

SDG 7069
 Contact Melissa C. Mannion

GUIDE, cont.

Client Hanford
 Contract No. 33677
 Case no SDG H3673

MATRIX SPIKE

for the recovery.

These limits are left blank if the Original RESULT is more than a protocol defined factor (typically 4) times ADDED. This is a way of accounting for that when the spike is small compared to the amount in the original sample, the recovery is unreliable.

* The recovery is underlined (out of spec) if it is outside either of these ranges.

Lab id EBRLNE
 Protocol Fluor
 Version Ver 1.0
 Form DVD-RG
 Version 3.06
 Report date 05/05/08

EBERLINE SERVICES / RICHMOND

SAMPLE DELIVERY GROUP H3673

SDG 7069
 Contact Melissa C. Mannion

REPORT GUIDE

Client Hanford
 Contract No. 33677
 Case no SDG H3673

METHOD SUMMARY

The Method Summary Report has two tables. One shows up to five results measured using one method. The other has performance data for the method. There is one report for each TEST, as used on the Data Sheet Report.

The following notes apply to this report:

- * Each table is subdivided into sections, one for each preparation batch. A preparation batch is a group of aliquots prepared at roughly the same time in one work area of the lab using the same method.

There should be Lab Control Sample and Method Blank results in each preparation batch since this close correspondence makes the QC meaningful. Depending on lab policy, Duplicates need not occur in each batch since they QC sample dependencies such as matrix effects.

- * The RAW TEST column shows the test code used in the raw data to identify a particular analysis if it is different than the test code in the header of the report. This occurs in special cases due to method specific details about how the lab labels work.

The Lab Sample or Planchet ID combined with the (Raw) Test Code and Suffix uniquely identify the raw data for each analysis.

- * If a result is less than both its MDA and RDL, it is replaced by just 'U' on this report. If it is greater than or equal to the RDL but less than the MDA, the result is shown with a 'U' flag.

The J and X flags are as on the data sheet.

- * Non-U results for Method Blanks are underlined to indicate possible contamination of other samples in the preparation batch. The Method Blank Report has supporting data.
- * Lab Control Sample and Matrix Spike results are shown as: ok, No data, LOW or HIGH, with the last two underlined. 'No data'

REPORT GUIDES

Page 12

SUMMARY DATA SECTION

Page 23

Lab id EBRLNE
 Protocol Fluor
 Version Ver 1.0
 Form DVD-RG
 Version 3.06
 Report date 05/05/08

00000026

EBERLINE SERVICES / RICHMOND

SAMPLE DELIVERY GROUP H3673

SDG 7069
 Contact Melissa C. Mannion

GUIDE, cont.

Client Hanford
 Contract No. 33677
 Case no SDG H3673

METHOD SUMMARY

means no amount ADDED was specified. 'LOW' and 'HIGH' correspond to when the recovery is underlined on the Lab Control Sample or Matrix Spike Report. See these reports for supporting data.

- * Duplicate sample results are shown as: ok, No data, or OUT, with the last two underlined. 'No data' means there was no original sample data found for this duplicate. 'OUT' corresponds to when the RPD is underlined on the Duplicate Report. See this report for supporting data.
 - * If the MDA column is labeled 'MAX MDA', there was more than one result measured by the reported method and the MDA shown is the largest MDA. If not all these results have the same RDL, the MAX MDA reflects only those results with RDL equal to the smallest one.
- MDAs are underlined if greater than the printed RDL.
- * Aliquots are underlined if less than the nominal value specified for the method.
 - * Preparation factors are underlined if greater than the nominal value specified for the method.
 - * Dilution factors are underlined if greater than the nominal value specified for the method.
 - * Residues are underlined if outside the range specified for the method. Residues are not printed if yields are.
 - * Yields, which may be gravimetric, radiometric or some type of recovery depending on the method, are underlined if outside the range specified for the method.
 - * Efficiencies are underlined if outside the range specified for the method. Efficiencies are detector and geometry dependent so this test is only approximate.

REPORT GUIDES

Page 13

SUMMARY DATA SECTION

Page 24

Lab id EBRLNE
 Protocol Fluor
 Version Ver 1.0
 Form DVD-RG
 Version 3.06
 Report date 05/05/08

00000027

EBERLINE SERVICES / RICHMOND

SAMPLE DELIVERY GROUP H3673

SDG 7069
 Contact Melissa C. Mannion

GUIDE, cont.

Client Hanford
 Contract No. 33677
 Case no SDG H3673

METHOD SUMMARY

- * Count times are underlined if less than the nominal value specified for the method.
- * Resolutions (as FWHM; Full Width at Half Max) are underlined if greater than the method specified limit.
- * Tracer drifts are underlined if their absolute values are greater than the method specified limit. Tracer drifts are not printed if percent moistures are.
- * Days Held are underlined if greater than the holding time specified in the protocol.
- * Analysis dates are underlined if before their planchet's preparation date or, if a limit is specified, too far after it.

For some methods, ratios as percentages and error estimates for them are computed for pairs of results. A ratio column header like '1+3' means the ratio of the first result column and the third result column.

Ratios are not computed for Lab Control Sample, Method Blank or Matrix Spike results since their matrices are not necessarily similar to client samples'.

The error estimate for a ratio of results from one planchet reflects only counting errors since other errors should be correlated. For a ratio involving different planchets, if QC limits are computed based on total errors, the error for the ratio allows for the preparation errors for the planchets.

The ratio is underlined (out of spec) if the absolute value of its difference from the nominal value is greater than its error estimate. If no nominal value is specified, this test is not done.

For Gross Alpha or Gross Beta results, there may be a column showing the sum of other Alpha or Beta emitters. This sum includes all relevant

REPORT GUIDES

Page 14

SUMMARY DATA SECTION

Page 25

Lab id EBRLNE
 Protocol Fluor
 Version Ver 1.0
 Form DVD-RG
 Version 3.06
 Report date 05/05/08

00000028

EBERLINE SERVICES / RICHMOND

SAMPLE DELIVERY GROUP H3673

SDG 7069
 Contact Melissa C. Mannion

GUIDE , c o n t .

Client Hanford
 Contract No. 33677
 Case no SDG H3673

METHOD SUMMARY

results in the DVD database, whether reported or not. Results in the sum are weighted by a particles/decay value specified by the lab for each relevant analyte. Results less than their MDA are not included. No sums are computed for Lab Control, Method Blank or Matrix Spike samples since their various planchets may not be physically related.

If a ratio of total isotopic to Gross Alpha or Beta is shown, the error for the ratio reflects both the error in the Gross result and the sum, as square root of sum of squares, of the errors in the isotopic results.

For total elemental uranium or thorium results, there may be a column showing the total weight computed from associated isotopic results. Ignoring results less than their MDAs, this is a weighted sum of the isotopic results. The weights depend on the molecular weight and half-life of each isotope so as to convert activities (decays) to weight (atoms).

If a ratio of total computed to measured elemental uranium or thorium is shown, the error for the ratio reflects the errors in all the measurements.

Lab id EBRLNE
 Protocol Fluor
 Version Ver 1.0
 Form DVD-RG
 Version 3.06
 Report date 05/05/08

COLLECTOR
Pope/Hughes/Pfister/Wise

SAMPLING LOCATION
E-102 Direct Push Grab Sample

ICE CHEST NO.
NOONE R

SHIPPED TO
Eberline Services

COMPANY CONTACT
TRENT, SJ

TELEPHONE NO.
373-5869

PROJECT COORDINATOR
TRENT, SJ

PROJECT DESIGNATION
216-A-4 and 200-E-102 Geochemical Modeling Parameters

FIELD LOGBOOK NO.
HNF-N-575-1

ACTUAL SAMPLE DEPTH
None

OFFSITE PROPERTY NO.
N/A

PRICE CODE 8N

AIR QUALITY

METHOD OF SHIPMENT
FEDERAL EXPRESS

DATA TURNAROUND
45 Days / 45 Days

BILL OF LADING/AIR BILL NO.
N/A 7984-1099-8195

MATRIX*
A=Air
DL=Drum
Liquids
DS=Drum
Solids
L=Liquid
O=Oil
S=Soil
SE=Sediment
T=Tissue
V=Vegetation
W=Water
WI=Wipe
X=Other

POSSIBLE SAMPLE HAZARDS/ REMARKS
Contains Radioactive Material at concentrations that are not regulated for transportation per 49 CFR but are not releasable per DOE Order 5400.5 (1990/1993)

SPECIAL HANDLING AND/OR STORAGE

PRESERVATION	None
TYPE OF CONTAINER	G/P
NO. OF CONTAINER(S)	1
VOLUME	15000 1000ml PMG 3/18/08
SAMPLE ANALYSIS	SEE ITEM (1) IN SPECIAL INSTRUCTIONS

SAMPLE NO.	MATRIX*	SAMPLE DATE	SAMPLE TIME
B1V209	SOIL	10-27-06	1440

CHAIN OF POSSESSION	SIGN/ PRINT NAMES
RELINQUISHED BY/REMOVED FROM D. P. Archer DATE/TIME 10-27-06	RECEIVED BY/STORED IN MO 745 Ref DATE/TIME 10-27-06
RELINQUISHED BY/REMOVED FROM MO 745 Ref DATE/TIME 4-2-8 0900	RECEIVED BY/STORED IN D. Connolly DATE/TIME 4-2-8 0900
RELINQUISHED BY/REMOVED FROM D. Connolly DATE/TIME 4-2-8 0930	RECEIVED BY/STORED IN Fed Ex DATE/TIME 04/03/08
RELINQUISHED BY/REMOVED FROM FED EX DATE/TIME	RECEIVED BY/STORED IN Fur DATE/TIME 09-15
RELINQUISHED BY/REMOVED FROM	RECEIVED BY/STORED IN
RELINQUISHED BY/REMOVED FROM	RECEIVED BY/STORED IN

SPECIAL INSTRUCTIONS
Standard FH gamma list
(1) Gamma Spec - Complete (Americium 241, Antimony 125, Beryllium-7, Cerium-141, Cerium/Praseodymium-144, Cesium 134, Cesium 137, Chlorine 36, Cobalt 57, Cobalt 58, Cobalt 60, Curium 242, Curium 242/243/244, Curium 243, Curium 243/244, Curium 244, Europium 152, Europium 154, Europium 155, Iron 59, Manganese 54, Neptunium 237, Niobium 94, Potassium 40, Radium 226, Radium 228, Ruthenium 103, Ruthenium 106, Thorium 234, Tin 113, Uranium, Uranium-233/234, Uranium-234, Uranium-235, Uranium-235/Uranium-238 ratio, Uranium-238, Zinc 65)

MEM
4/14/8

LABORATORY SECTION	RECEIVED BY	TITLE	DATE/TIME
FINAL SAMPLE DISPOSITION	DISPOSAL METHOD	DISPOSED BY	DATE/TIME



RICHMOND, CA LABORATORY

SAMPLE RECEIPT CHECKLIST

4/3/08

Client: F. HAWFORD City: RICHMOND State: WA

Date/Time received: 04/03/08 09:15 CoC No.: F06-059-283

Container ID No.: NOONER Requested TAT (Days): 45 P.O. Received Yes [] No []

INSPECTION

1. Custody seals on shipping container intact? Yes No [] N/A []
2. Custody seals on shipping container dated & signed? Yes No [] N/A []
3. Custody seals on sample containers intact? Yes No [] N/A []
4. Custody seals on sample containers dated & signed? Yes No [] N/A []
5. Packing material is: Wet [] Dry
6. Number of samples in shipping container: 1 Sample Matrix: S
7. Number of containers per sample: 1 (Or see CoC)
8. Samples are in correct container Yes No []
9. Paperwork agrees with samples? Yes No []
10. Samples have: Tape [] Hazard labels [] Rad labels [] Appropriate sample labels
11. Samples are: in good condition Leaking [] Broken Container [] Missing []
12. Samples are: Preserved [] Not preserved [] pH Preservative
13. Describe any anomalies:

14. Was P.M. notified of any anomalies? Yes [] No Date
15. Inspected by: MLW Date: 04/03/08 Time: 10:00

Customer Sample No.	Beta/Gamma cpm	Ion Chamber mR/hr	Wipe	Customer Sample No.	Beta/Gamma cpm	Ion Chamber mR/hr	wipe
<u>BIV 209</u>	<u>260</u>						

Ion Chamber Ser. No. _____ Calibration date _____
 Alpha Meter Ser. No. _____ Calibration date _____
 Beta/Gamma Meter Ser. No. 100482 Calibration date 09 MAY 07