





Figure 3. Discovery Site Evaluation Checklist.

To be completed by a member of WIDS Staff and included with the data package for a newly discovered potential waste management unit.	
WIDS Site Code: 100-D-86	Waste Management Unit <input checked="" type="checkbox"/>
WIDS Site Names (Aliases): 100D Process Sewer Pipelines	Not a Waste Management Unit <input type="checkbox"/>
1. Does the unit only receive uncontaminated rainwater runoff? If 1 is YES, check NOT A WASTE MANAGEMENT UNIT above and stop. If 1 is NO, go to 2.	YES <input type="checkbox"/> NO <input checked="" type="checkbox"/>
A 'YES' to any of Items 2 through 7 indicates the site is a waste management unit, as defined in Section 3.1 of the Tri-Party Agreement Action Plan. (Items 2 through 7 correspond with the six waste management unit types found in the Tri Party Agreement definition.)	
2. Complete items 2.a through 2.f. to determine if the unit is a solid waste management unit (SWMU), as specified under WAC 173 303 040.	YES <input checked="" type="checkbox"/> NO <input type="checkbox"/>
2.a. Is the material at the unit a waste (i.e., a regulated waste or a discarded material, including garbage, refuse, sludge, construction/demolition debris, industrial/sanitary wastewater or other discarded solid, liquid, semisolid, or contained gas)? If 2.a is NO, check NO for 2 and go to 3. If 2.a is YES, go to 2.b.	YES <input checked="" type="checkbox"/> NO <input type="checkbox"/>
2.b. Is the waste from historical residential activities (i.e., not from industrial, commercial, mining, agricultural, or community activities)?	YES <input type="checkbox"/> NO <input checked="" type="checkbox"/>
2.c. Is the unit an industrial wastewater point discharge permitted under the <i>Clean Water Act</i> (i.e., National Pollutant Discharge Elimination System permit)?	YES <input type="checkbox"/> NO <input checked="" type="checkbox"/>
2.d. Does the waste consist <u>only</u> of source, special nuclear, or byproduct material regulated by the <i>Atomic Energy Act</i> ? If 2.b, 2.c, or 2.d is YES, the site is not a SWMU. If so, check NO for 2 and go to 3. If 2.b, 2.c, and 2.d are all NO go to 2.e.	YES <input type="checkbox"/> NO <input checked="" type="checkbox"/>
2.e. Was the waste placed in a discernable unit (i.e., a landfill, surface impoundment, land treatment unit, waste pile, tank, container storage area, incinerator, injection well, wastewater treatment unit, waste recycling unit, or other physical, chemical, or biological treatment unit)? If 2.e is YES, check YES for 2 and go to 3. If 2.e is NO, go to 2.f.	YES <input type="checkbox"/> NO <input checked="" type="checkbox"/>
2.f. Is the unit the result of routine and systematic discharges (i.e., areas receiving small but steady discharges over time from systematic human activity, such as from loading/unloading operations, solvent washing, industrial process sewer systems, etc.)? If 2.f is YES, check YES for 2. If 2.f is NO, check NO for 2. Go to 3.	YES <input checked="" type="checkbox"/> NO <input type="checkbox"/>

RECEIVED
NOV 11 2008

EDMC

Figure 3. Discovery Site Evaluation Checklist (Continued)

3.	Is the unit a waste disposal unit (Complete items 3a. and 3b. below)?	YES <input type="checkbox"/>	NO <input checked="" type="checkbox"/>
3.a.	Does the unit require a RCRA permit to dispose of dangerous or mixed waste?	YES <input type="checkbox"/>	NO <input checked="" type="checkbox"/>
3.b.	Have hazardous waste or substances been disposed in a burial ground, pit, pond, ditch, crib, trench, French drain, or land surface that is not subject to regulation as a RCRA disposal unit and might require action to mitigate a potential environmental impact (e.g., radioactive waste disposal units, pre-RCRA units)? If either 3.a or 3.b is YES, check YES for 3. If both are NO, check NO for 3. Go to 4.	YES <input type="checkbox"/>	NO <input checked="" type="checkbox"/>
4.	Is the unit an unplanned release not adequately cleaned up and represents a potential threat to human health or the environment (i.e., releases above CERCLA reportable quantities defined in 40 CFR 302.4; other hazardous substance releases, including petroleum, that may require action to mitigate a potential environmental impact)?	YES <input type="checkbox"/>	NO <input checked="" type="checkbox"/>
5.	Is the unit an inactive contaminated structure?	YES <input checked="" type="checkbox"/>	NO <input type="checkbox"/>
6.	Does the unit require a RCRA permit to treat or store dangerous or mixed waste?	YES <input type="checkbox"/>	NO <input checked="" type="checkbox"/>
7.	Is the unit another type of storage unit requiring action to mitigate a potential environmental impact (e.g., radioactive waste storage unit)?	YES <input type="checkbox"/>	NO <input checked="" type="checkbox"/>
<p>If 2, 3, 4, 5, 6, or 7 is YES, check WASTE MANAGEMENT UNIT at the top of the first page of this form. If all are NO, check NOT A WASTE MANAGEMENT UNIT at the top of the first page.</p>			
<p>Comments:</p>			
JEFF GALE			
WIDS Investigator (Printed)		Signature	
		3/20/08	
		Date	
KARL A. HADLEY			
WIDS Regulatory Compliance (Printed)		Signature	
		3/20/08	
		Date	
RFGuercia			
DOE Federal Project Director (Printed)		Signature	
		10/29/08	
		Date	
John B. Price			
Ecology Project Manager (Printed)		Signature	
		10-29-2008	
		Date	
EPA Project Manager (Printed)		Signature	
		Date	