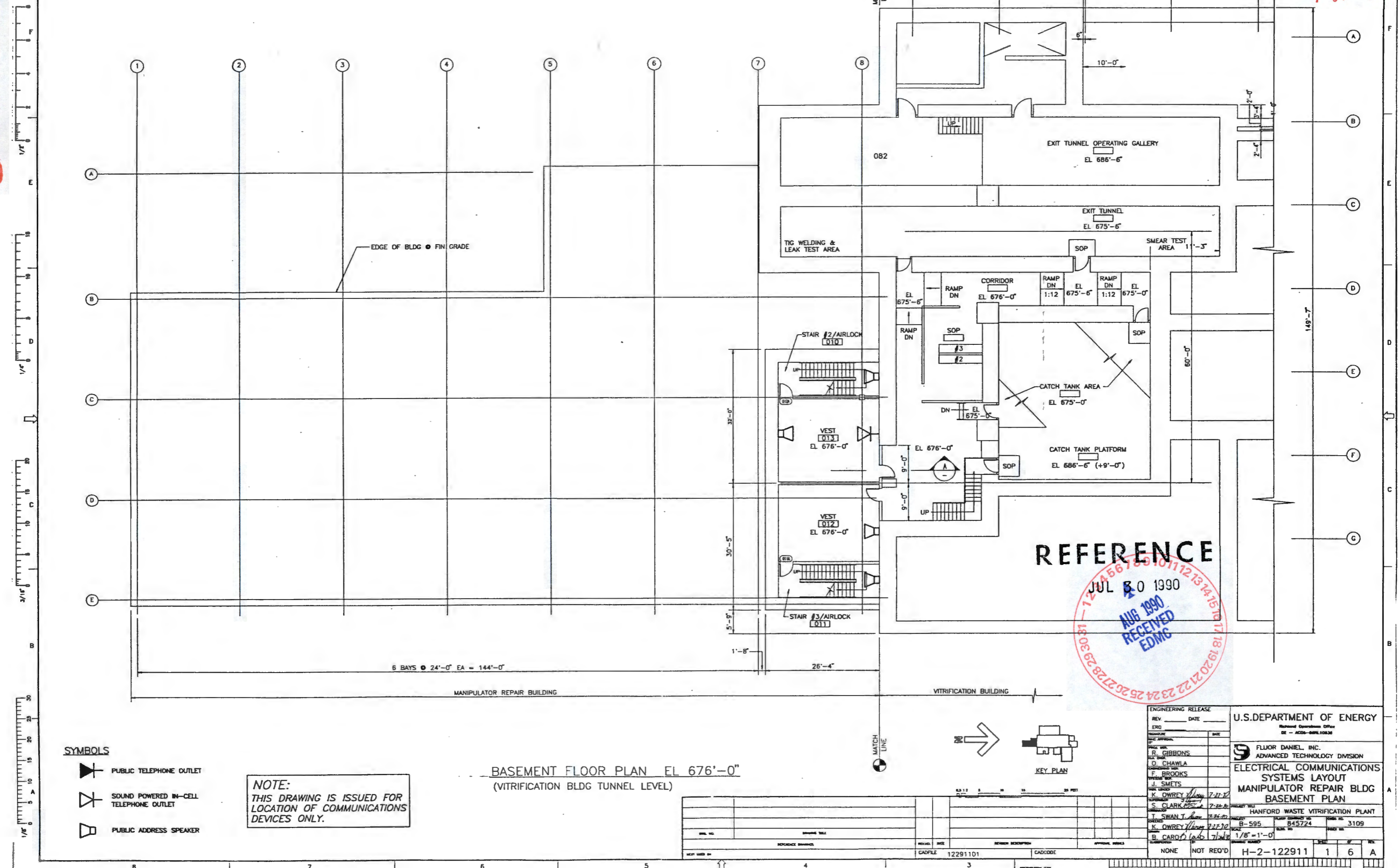


START

91118901774

0010211
1 of 6



SYMBOLS

- PUBLIC TELEPHONE OUTLET
- SOUND POWERED IN-CELL TELEPHONE OUTLET
- PUBLIC ADDRESS SPEAKER

NOTE:
THIS DRAWING IS ISSUED FOR
LOCATION OF COMMUNICATIONS
DEVICES ONLY.

BASEMENT FLOOR PLAN EL 676'-0"
(VITRIFICATION BLDG TUNNEL LEVEL)

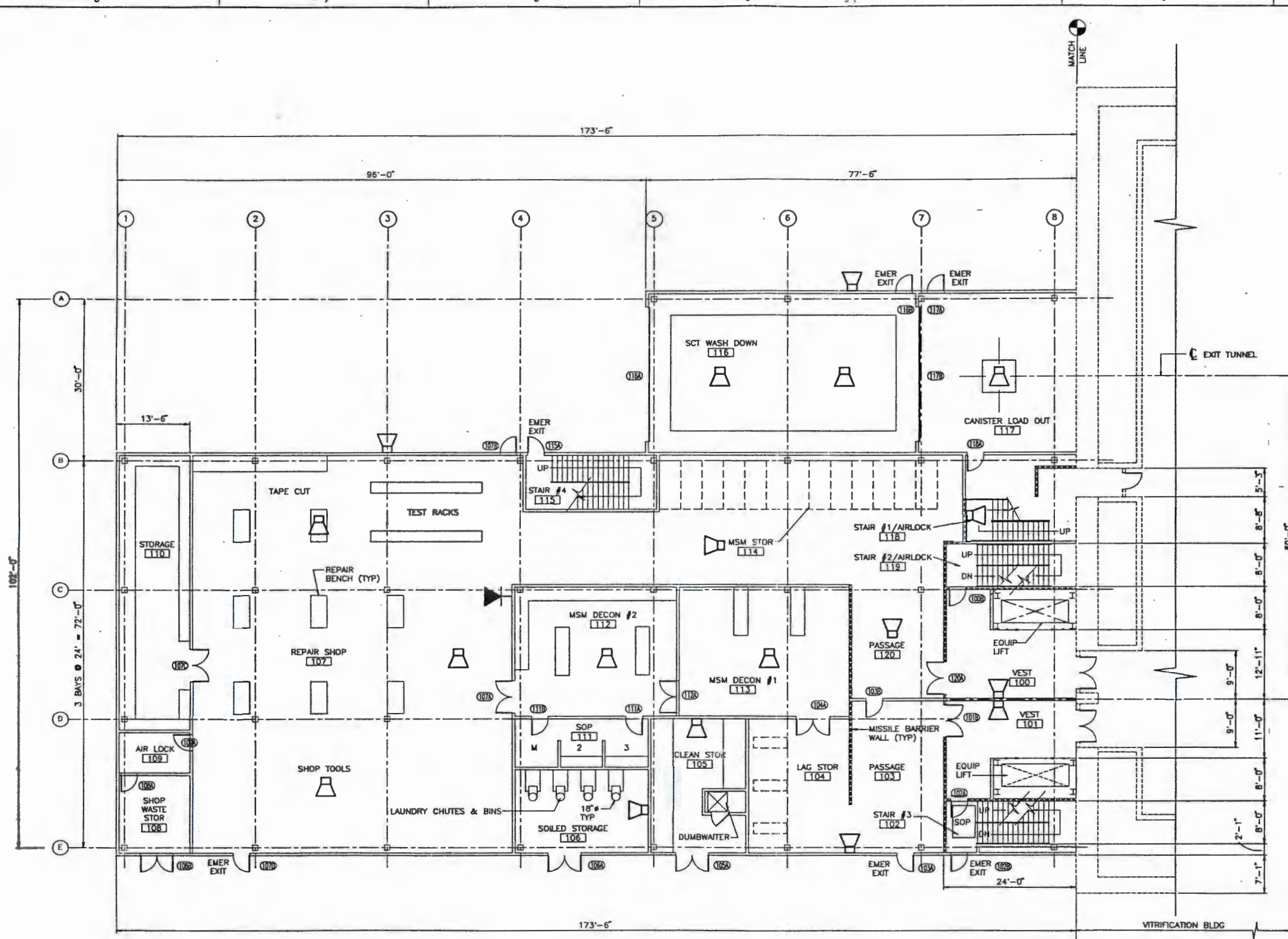
REV. NO.	DESCRIPTION	DATE	BY	CHECKED BY

REFERENCE

JUL 30 1990
AUG 1990
RECEIVED
EDMG



ENGINEERING RELEASE	U.S. DEPARTMENT OF ENERGY
REV: _____ DATE: _____	Residual Operations Office EE - A220-A006.10030
ERO: _____	FLUOR DANIEL, INC. ADVANCED TECHNOLOGY DIVISION
DESIGNED BY: _____	ELECTRICAL COMMUNICATIONS SYSTEMS LAYOUT
CHECKED BY: R. GIBBONS	MANIPULATOR REPAIR BLDG BASEMENT PLAN
PROJECT NO: _____	HANFORD WASTE VITRIFICATION PLANT
DESIGNED BY: O. CHAWLA	PROJECT NO: B-595
DESIGNED BY: F. BROOKS	SCALE: 1/8" = 1'-0"
DESIGNED BY: J. SMETS	DATE: 7/27/90
DESIGNED BY: K. OWREY	DATE: 7/27/90
DESIGNED BY: S. CLARK	DATE: 7/27/90
DESIGNED BY: T. SWAN	DATE: 7/27/90
DESIGNED BY: K. OWREY	DATE: 7/27/90
DESIGNED BY: B. CAROL	DATE: 7/27/90
NOT REQ'D	H-2-122911 1 6 A

0010211
2 of 6

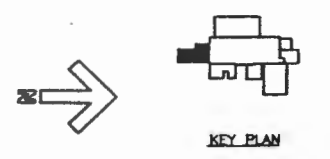


REFERENCE

JUL 30 1990

- SYMBOLS**
-  TELEPHONE OUTLET
 -  PUBLIC ADDRESS SPEAKER

NOTE:
THIS DRAWING IS ISSUED FOR
LOCATION OF COMMUNICATIONS
DEVICES ONLY.



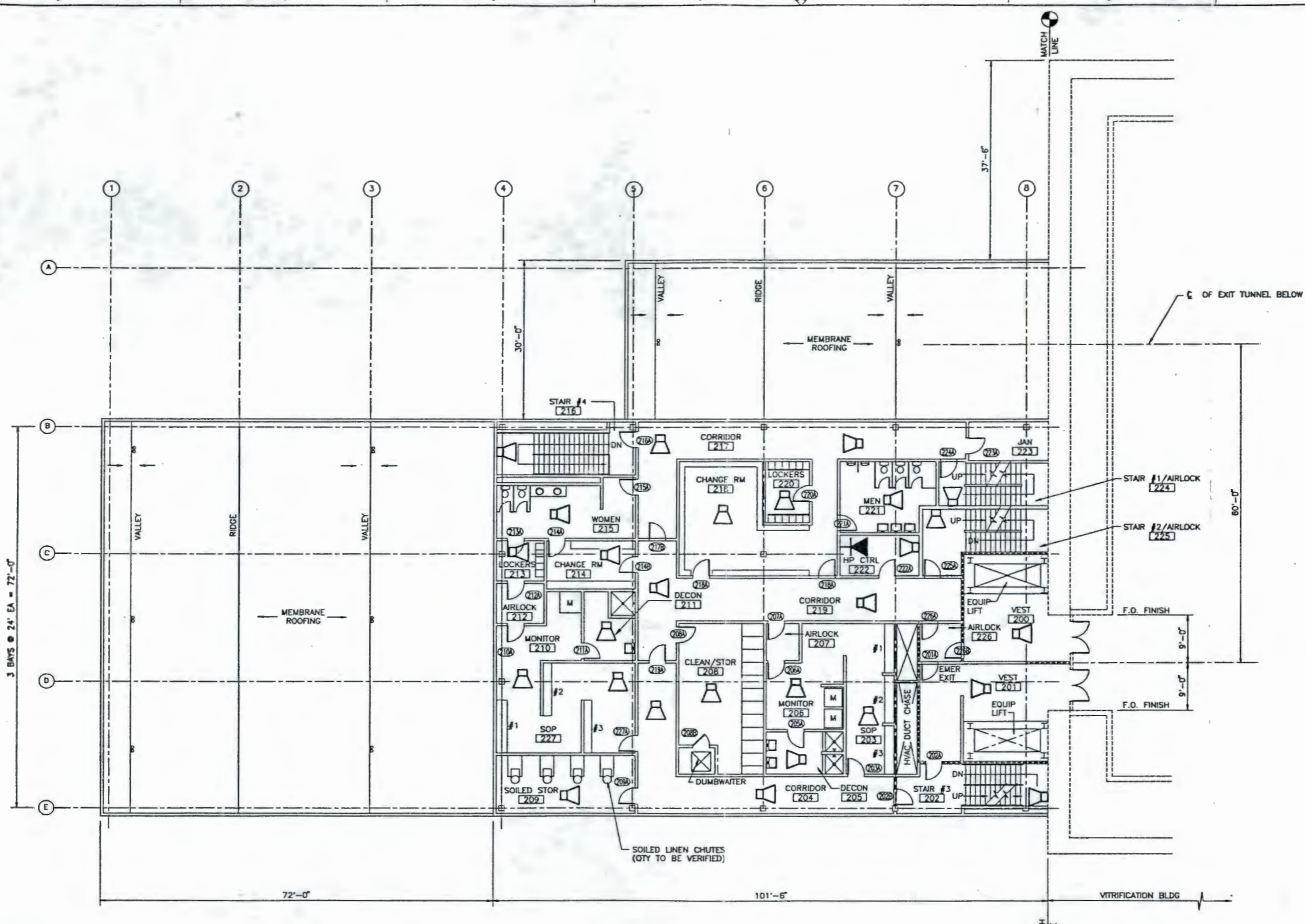
FIRST FLOOR PLAN EL 708'-0"
(VITRIFICATION BLDG FIRST FLOOR)

ENGINEERING RELEASE		U.S. DEPARTMENT OF ENERGY	
REV. _____	DATE _____	Advanced Operations Office DE - ACCO-8896.108.30	
PROJECT: HANFORD WASTE VITRIFICATION PLANT		PROJECT NO: HANFORD WASTE VITRIFICATION PLANT	
DESIGNER: K. DWREY		DRAWING NO: B-595	
CHECKED: S. CLARK		SCALE: 1/8" = 1'	
APPROVED: T. SWARTZ		DATE: 7/27/90	
PROJECT MANAGER: B. CARO		SHEET NO: 2	
DRAWING TITLE: MANIPULATOR REPAIR BLDG FIRST FLOOR PLAN		TOTAL SHEETS: 6	
REVISIONS:		PROJECT NO: H-2-122911	
NONE		SHEET NO: 2	
NOT REQ'D		TOTAL SHEETS: 6	
PROJECT NO: H-2-122911		SHEET NO: 2	
DATE: 7/27/90		SCALE: 1/8" = 1'	
DRAWING TITLE: MANIPULATOR REPAIR BLDG FIRST FLOOR PLAN		PROJECT NO: H-2-122911	
DESIGNER: K. DWREY		DRAWING NO: B-595	
CHECKED: S. CLARK		SCALE: 1/8" = 1'	
APPROVED: T. SWARTZ		DATE: 7/27/90	
PROJECT MANAGER: B. CARO		SHEET NO: 2	
DRAWING TITLE: MANIPULATOR REPAIR BLDG FIRST FLOOR PLAN		TOTAL SHEETS: 6	

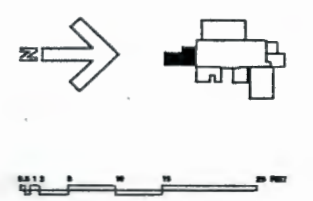
91118901775

0010211
3 of 6

REFERENCE
JUL 30 1990



SYMBOLS
 TELEPHONE OUTLET
 PUBLIC ADDRESS SPEAKER
NOTE:
 THIS DRAWING IS ISSUED FOR
 LOCATION OF COMMUNICATIONS
 DEVICES ONLY.

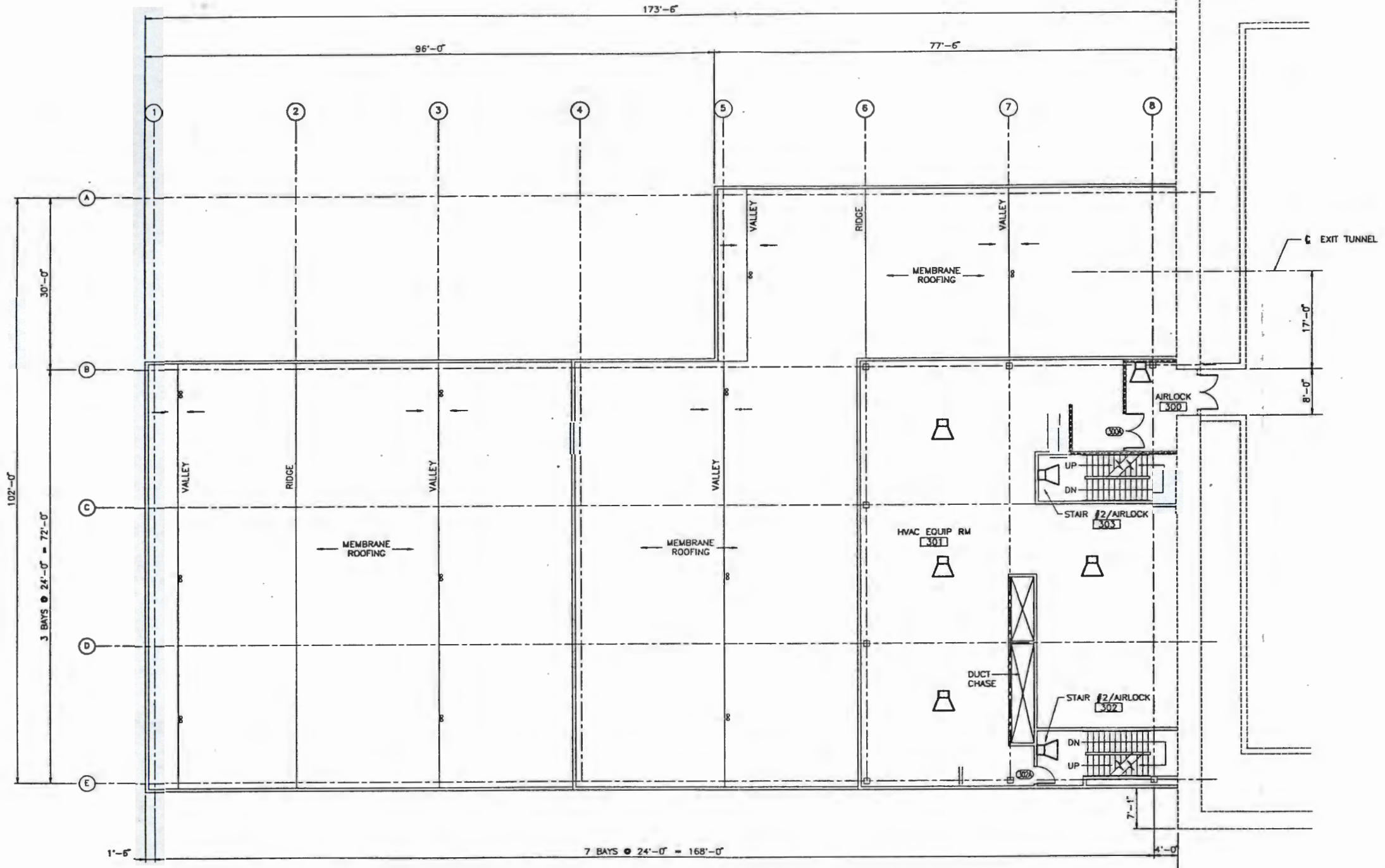


SECOND FLOOR PLAN EL 743'-8"
(VIT. BLDG, MEZZANINE LEVEL)

ENGINEERING RELEASE	U.S. DEPARTMENT OF ENERGY
REV. _____ DATE _____	Richard Operations Office
ERD _____	DE - ACCS - BUREAU 108.30
APPROVAL _____	FLUOR DANIEL, INC.
PREP. BY R. GIBBONS	ADVANCED TECHNOLOGY DIVISION
CHK. BY O. CHAWLA	ELECTRICAL COMMUNICATIONS
DESIGNED BY F. BROOKS	SYSTEMS LAYOUT
DRAWN BY J. SMETS	MANIPULATOR REPAIR BLDG
REVISED BY K. DWREY 7-22-90	SECOND FLOOR PLAN
REVISED BY S. CLARK 7-22-90	HANFORD WASTE VITRIFICATION PLANT
REVISED BY T. SWAN 7-22-90	PROJECT NO. B-595
REVISED BY K. DWREY 7-27-90	FLUOR CONTRACT NO. 845724
REVISED BY B. CARO 7-27-90	SHEET NO. 3
SCALE 1/8" = 1'	TOTAL SHEETS 6
DESCRIPTION HANFORD WASTE VITRIFICATION PLANT	REV. _____
NONE NOT REQ'D	H-2-122911
12291103	3 6 A



91118901776



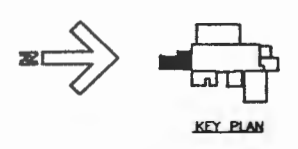


REFERENCE


JUL 30 1990

- SYMBOLS**
-  TELEPHONE OUTLET
 -  PUBLIC ADDRESS SPEAKER

NOTE:
THIS DRAWING IS ISSUED FOR
LOCATION OF COMMUNICATIONS
DEVICES ONLY.



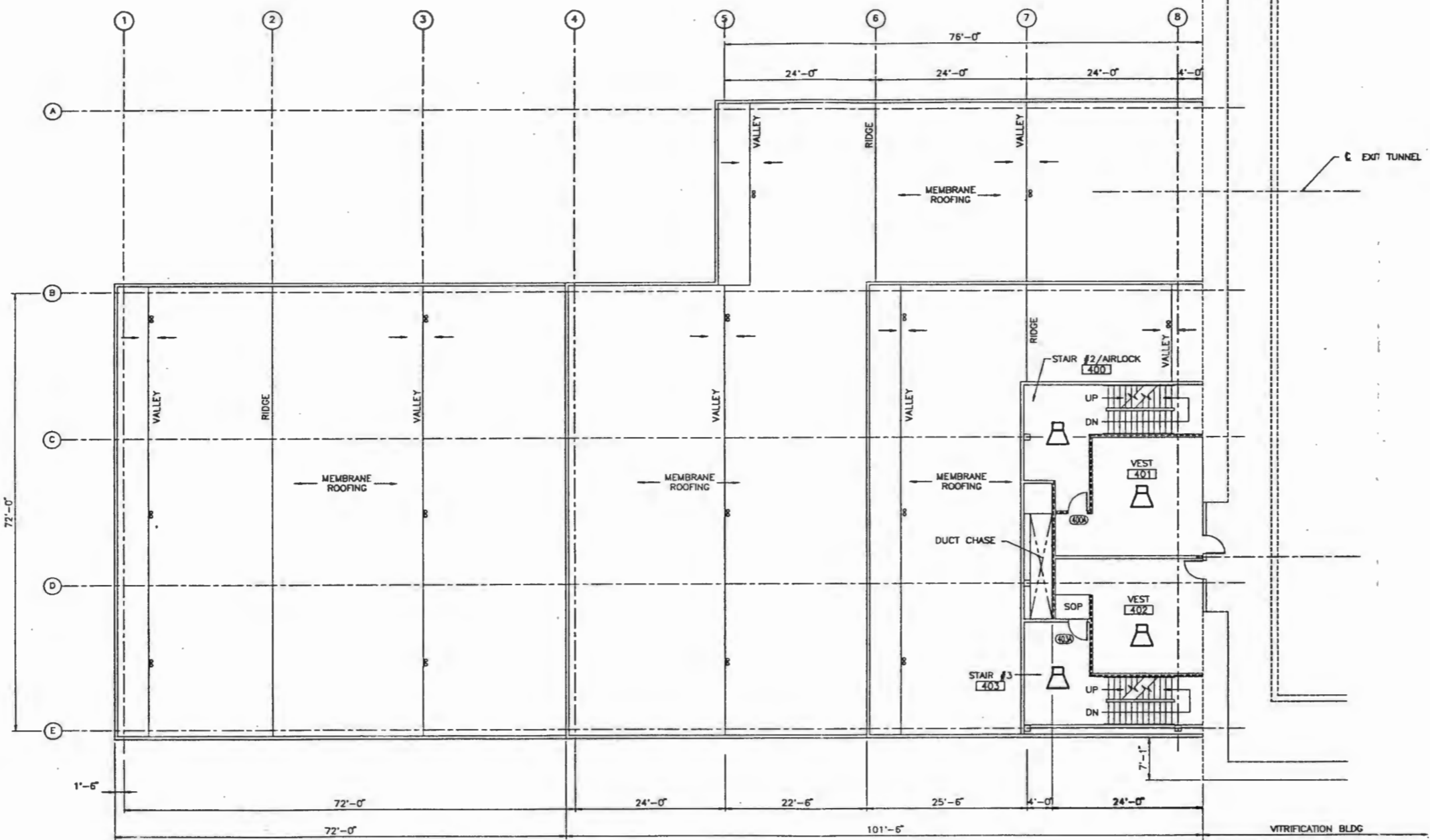
THIRD FLOOR PLAN EL 748'-8"
(VT. BLDG SECOND FLOOR)

ENGINEERING RELEASE		U.S. DEPARTMENT OF ENERGY	
REV.	DATE	Hanford Operations Office DE - ACCO-IND/1100/3	
PROJECT:		 FLUOR DANIEL INC. ADVANCED TECHNOLOGY DIVISION	
DESIGNER:		ELECTRICAL COMMUNICATIONS	
DRAWN BY:		SYSTEMS LAYOUT	
CHECKED BY:		MANIPULATOR REPAIR BLDG	
APPROVED BY:		THIRD FLOOR PLAN	
PROJECT NO.	72229	PROJECT	HANFORD WASTE VITRIFICATION PLANT
ISSUED:	7-22-90	PROJECT NO.	8-595
DRAWN BY:	7/22/90	PROJECT	845724
CHECKED BY:	7/22/90	SCALE:	1/8" = 1'
APPROVED BY:	7/22/90	APPROVAL:	
NOT REQ'D		H-2-122911 4 6 A	

REV.	DATE	DESCRIPTION	BY	APP'D

91118901777



0010211
5 of 6



REFERENCE

JUL 30 1990

SYMBOLS

-  TELEPHONE OUTLET
-  PUBLIC ADDRESS SPEAKER

NOTE:
THIS DRAWING IS ISSUED FOR
LOCATION OF COMMUNICATIONS
DEVICES ONLY.



FOURTH FLOOR PLAN EL 771'-2"
(VIT. BLDG THIRD FLOOR)

ENGINEERING RELEASE REV. _____ DATE _____		U.S. DEPARTMENT OF ENERGY Advanced Technology Division DE - ACCU-8801108.30	
AUTHORITY: _____ DESIGNED BY: R. GIBBONS CHECKED BY: O. CHAWLA PROJECT NO.: 72291 SHEET NO.: 5 DATE: 7/22/90		FLUOR DANIEL, INC. ADVANCED TECHNOLOGY DIVISION ELECTRICAL COMMUNICATIONS SYSTEMS LAYOUT MANIPULATOR REPAIR BLDG FOURTH FLOOR PLAN	
PROJECT NO.: 72291 SHEET NO.: 5 DATE: 7/22/90		PROJECT NO.: B-595 SHEET NO.: 5 DATE: 7/22/90	
DRAWN BY: K. OWREY CHECKED BY: S. CLARK PROJECT NO.: 72291 SHEET NO.: 5 DATE: 7/22/90		PROJECT NO.: B-595 SHEET NO.: 5 DATE: 7/22/90	
NONE NOT REQ'D		H-2-122911 5 6 A	

REV. NO.	DESCRIPTION	DATE	BY	CHECKED



91118901778

0010211
6 of 6

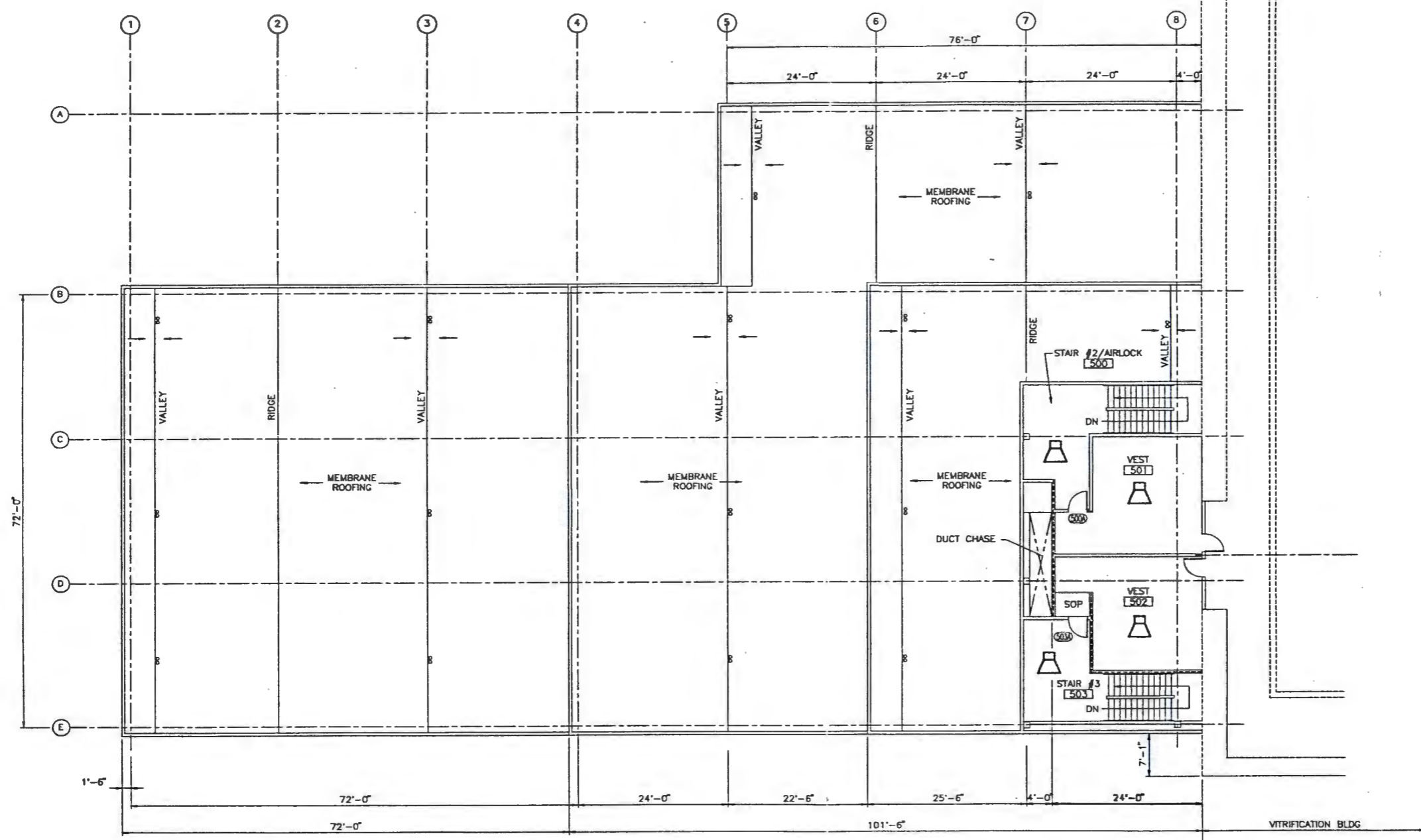
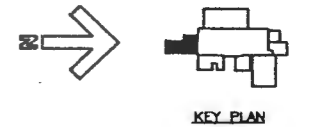
REFERENCE

JUL 30 1990

SYMBOLS

-  TELEPHONE OUTLET
-  PUBLIC ADDRESS SPEAKER

NOTE:
THIS DRAWING IS ISSUED FOR
LOCATION OF COMMUNICATIONS
DEVICES ONLY.



FIFTH FLOOR PLAN EL 781'-0"
(VIT. BLDG THIRD FLOOR MEZZANINE)

ENGINEERING RELEASE		U.S. DEPARTMENT OF ENERGY	
REV	DATE	HANFORD WASTE VITRIFICATION PLANT	
ERO		PROJECT NO. H-2-122911	
DATE APPROVAL		SHEET NO. 6	
DESIGNER	DATE	DRAWING NO. 845724	
R. GIBBONS		SCALE 1/8" = 1'	
D. CHAWLA		SHEET NO. 6	
F. BROOKS		OF 6	
J. SMETS		A	
K. OWREY	7-27-92		
S. CLARK	7-28-92		
T. SWAN	7-28-92		
K. OWREY	7-22-92		
B. CARO	7-14-92		
APPROVAL		NONE	
NOT REQ'D		H-2-122911	
CADFILE		12291106	
CADCODE			
APPVAL			
NOT USED			

91118901779

