

START

Attachment #6 ENGINEERING CHANGE NOTICE

0012014

Page 1 of 7

1. ECN ~~127400~~

Proj. ECN B-714-50

2. ECN Category (mark one)
- Supplemental
 - Direct Revision
 - Change ECN
 - Temporary
 - Supersedure
 - Discovery
 - Cancel/Void

3. Originator's Name, Organization, MSIN, and Telephone No.
R. G. Dove, KEH E2-24, 6-9340

4. Date
07-27-90

5. Project Title/No./Work Order No. GROUT VAULT
PAIR 218-E-16-102 & 105/B714/ER8007

6. Bldg./Sys./Fac. No.
218-E-16

7. Impact Level
3

8. Document Number Affected (include rev. and sheet no.)
See Block 12

9. Related ECN No(s).
N/A CE

10. Related PO No.
N/A

11a. Modification Work
 Yes (fill out Blk. 11b)
 No (NA Blks. 11b, 11c, 11d)
Unknown

11b. Work Package Doc. No.
Unknown

11c. Complete Installation Work

Cog. Engineer Signature & Date

11d. Complete Restoration (Temp. ECN only)

Cog. Engineer Signature & Date

12. Description of Change

Documents Affected:

H-2-77596, Sh. 1, Rev. 0
H-2-77598, Sh. 1, Rev. 0

- 1) H-2-77596, Sh. 1 - Revise plan per page 3.
- 2) H-2-77598, Sh. 1 -
 - a. Revise support plan per page 4, 5, 6 & 7.
 - b. Add to legend ZN F-2 " ~~5~~ encased pipe & encasement anchor"



- 13a. Justification (mark one)
- Criteria Change
 - Design Improvement
 - Environmental
 - As-Found
 - Facilitate Const.
 - Const. Error/Omission
 - Design Error/Omission

13b. Justification Details

Item 1 & 2 analysis update.
 BASED ON THERMAL AND SEISMIC ANALYSIS THE ANCHOR LOCATION AND SIZE WAS CHANGED AND A 6" ENCASEMENT WAS REQUIRED AT THE CORNER.
 KUC SM/90

14. Distribution (include name, MSIN, and no. of copies)		WHC DIST. (con't)	
KEH DISTRIBUTION		WHC DIST. (con't)	
Const Doc Cntl	E2-50	O. A. Halverson	R3-09
Engrg Doc Cntl	E6-52	J. F. Hill [2]	H4-57
		J. R. McGee	S1-54
		D. B. Powell [4]	R1-48
		J. E. Vanbeek	R3-27
WHC DISTRIBUTION		STATION #10	A3-87
Project Files	R1-28	DOE	
S. R. Briggs(PE	R3-27	A. G. Lassila	A5-18
J. K. Epperley	S0-05		

RELEASE STAMP

OFFICIAL RELEASE BY WHC **13**

DATE AUG 22 1990

STATION #4

9112051626

ENGINEERING CHANGE NOTICE

Page 2 of 7

1. ECN (use no. from pg. 1)

B-714-50

15. Design Verification Required

- Yes
 No

16. Cost Impact

ENGINEERING

Additional \$ 715
Savings \$ _____

CONSTRUCTION

Additional \$ 7853
Savings \$ _____

17. Schedule Impact (days)

Improvement NA
Delay _____

18. Change Impact Review: Indicate the related documents (other than the engineering documents identified on Side 1) that will be affected by the change described in Block 12. Enter the affected document number in Block 19.

<input type="checkbox"/> SDD/DD	<input type="checkbox"/> Seismic/Stress Analysis	<input type="checkbox"/> Tank Calibration Manual	<input type="checkbox"/>
<input type="checkbox"/> Functional Design Criteria	<input type="checkbox"/> Stress/Design Report	<input type="checkbox"/> Health Physics Procedure	<input type="checkbox"/>
<input type="checkbox"/> Operating Specification	<input type="checkbox"/> Interface Control Drawing	<input type="checkbox"/> Spares Multiple Unit Listing	<input type="checkbox"/>
<input type="checkbox"/> Criticality Specification	<input type="checkbox"/> Calibration Procedure	<input type="checkbox"/> Test Procedures/Specification	<input type="checkbox"/>
<input type="checkbox"/> Conceptual Design Report	<input type="checkbox"/> Installation Procedure	<input type="checkbox"/> Component Index	<input type="checkbox"/>
<input type="checkbox"/> Equipment Spec.	<input type="checkbox"/> Maintenance Procedure	<input type="checkbox"/> ASME Coded Item	<input type="checkbox"/>
<input type="checkbox"/> Const. Spec.	<input type="checkbox"/> Engineering Procedure	<input type="checkbox"/> Human Factor Consideration	<input type="checkbox"/>
<input type="checkbox"/> Procurement Spec.	<input type="checkbox"/> Operating Instruction	<input type="checkbox"/> Computer Software	<input type="checkbox"/>
<input type="checkbox"/> Vendor Information	<input type="checkbox"/> Operating Procedure	<input type="checkbox"/> Electric Circuit Schedule	<input type="checkbox"/>
<input type="checkbox"/> OM Manual	<input type="checkbox"/> Operational Safety Requirement	<input type="checkbox"/> ICRS Procedure	<input type="checkbox"/>
<input type="checkbox"/> FSAR/SAR	<input type="checkbox"/> IEFD Drawing	<input type="checkbox"/> Process Control Manual/Plan	<input type="checkbox"/>
<input type="checkbox"/> Safety Equipment List	<input type="checkbox"/> Cell Arrangement Drawing	<input type="checkbox"/> Process Flow Chart	<input type="checkbox"/>
<input type="checkbox"/> Radiation Work Permit	<input type="checkbox"/> Essential Material Specification	<input type="checkbox"/> Purchase Requisition	<input type="checkbox"/>
<input type="checkbox"/> Environmental Impact Statement	<input type="checkbox"/> Fac. Proc. Samp. Schedule	_____	<input type="checkbox"/>
<input type="checkbox"/> Environmental Report	<input type="checkbox"/> Inspection Plan	_____	<input type="checkbox"/>
<input type="checkbox"/> Environmental Permit	<input type="checkbox"/> Inventory Adjustment Request	_____	<input type="checkbox"/>

19. Other Affected Documents: (NOTE: Documents listed below will not be revised by this ECN) Signatures below indicate that the signing organization has been notified of other affected documents listed below.

Document Number/Revision	Document Number/Revision	Document Number/Revision
_____	_____	_____
_____	_____	_____
_____	_____	_____

20 Approvals

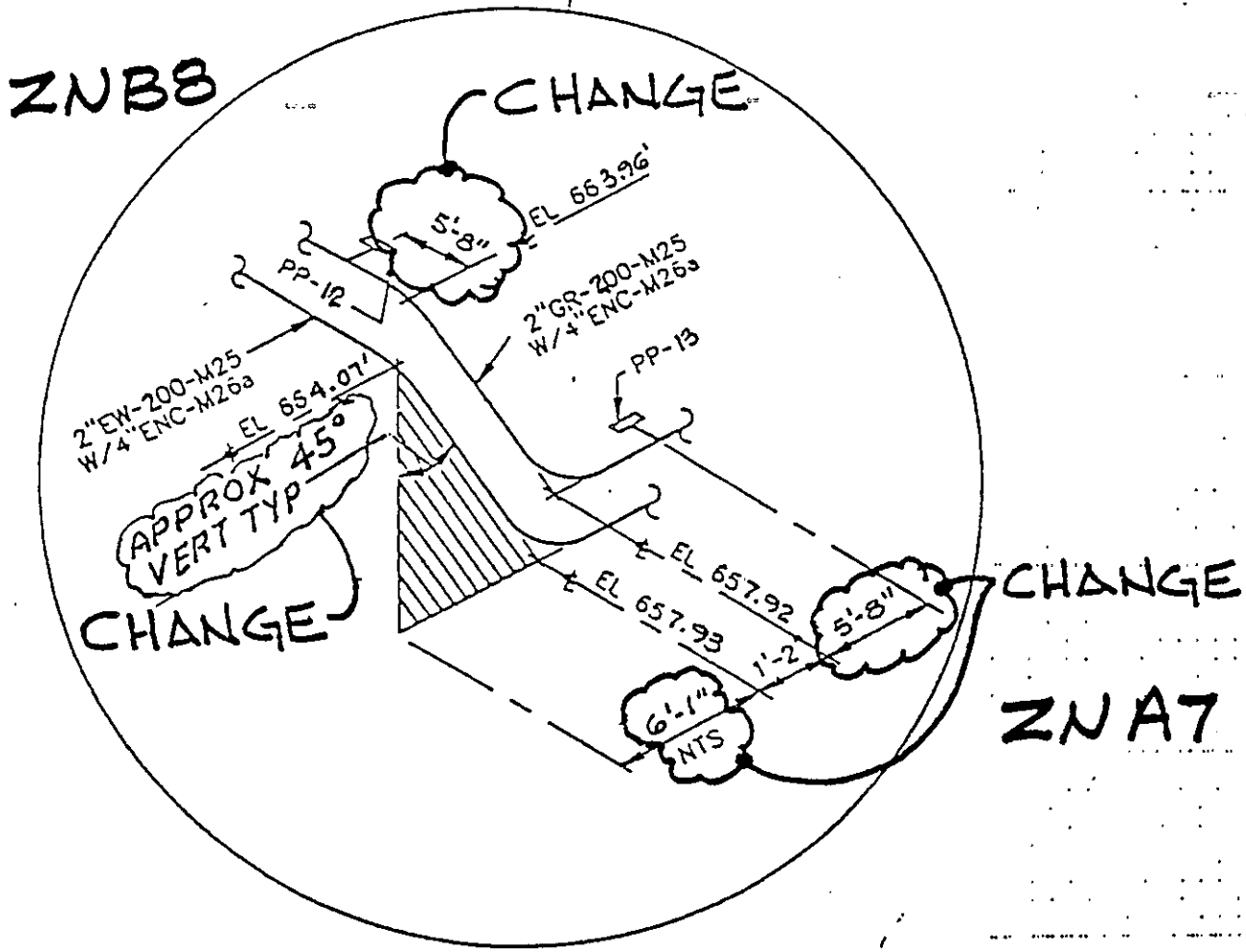
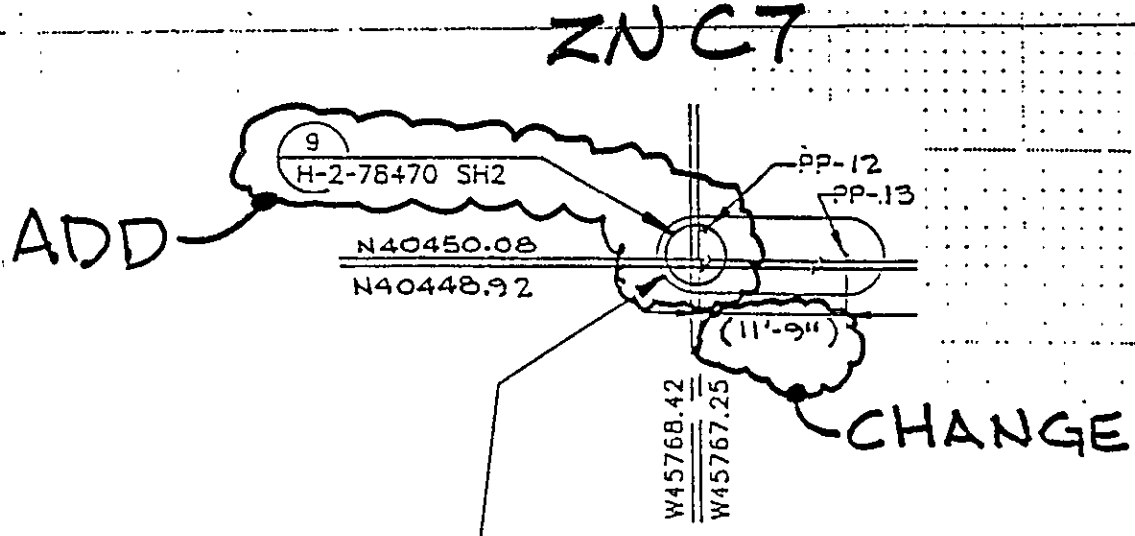
	Signature	Date
OPERATIONS AND ENGINEERING		
Cog./Project Engineer	<u>LR Duggan</u>	<u>8/20/90</u>
Cog./Project Engr Mgr	<u>[Signature]</u>	<u>8/20/90</u>
QA	<u>[Signature]</u>	<u>8/20/90</u>
Safety	<u>NA</u>	_____
Security	_____	_____
Proj./Prog./Dept. Mgr.	_____	_____
Def. React. Div.	_____	_____
Chem. Proc. Div.	_____	_____
Def Wst. Mgmt. Div.	_____	_____
Adv. React. Dev. Div.	_____	_____
Proj. Dept.	_____	_____
Environ. Div.	_____	_____
IRM Dept.	_____	_____
Facility Rep. (Ops)	_____	_____
Other	_____	_____

	Signature	Date
ARCHITECT-ENGINEER		
PE	<u>K C Burgard</u>	<u>8/17/90</u>
QA	<u>[Signature]</u>	<u>8-7-90</u>
Safety	<u>C. D. Eggen</u>	<u>8/7/90</u>
Design	<u>[Signature]</u>	<u>7/30/90</u>
Other PLE	<u>[Signature]</u>	<u>8/7/90</u>
ENVIR	<u>J. F. Mudge</u>	<u>8/2/90</u>

DEPARTMENT OF ENERGY

ADDITIONAL

Ref. Dwg. H-2-77596	Sh. 1	Rev. 0	Prepared By R.G. DOWE	Checked By <i>R. G. Dowe</i>	ECN No. B-714-50	Page 3/7
------------------------	----------	-----------	--------------------------	---------------------------------	---------------------	-------------



ZNA7

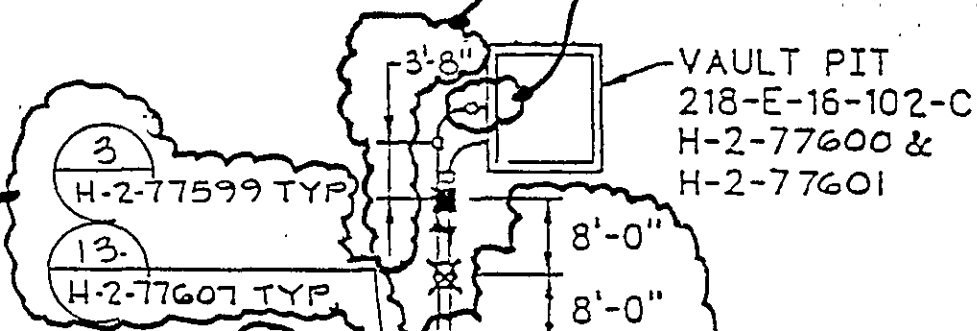
91120551628

f. Dwg.	Sh.	Rev.	Prepared By	Checked By	ECN No.	Page
H-2-77598	1	0	R.G. DOVE	<i>[Signature]</i>	B-714-50	4/7

ZNE5

CHANGE ADD

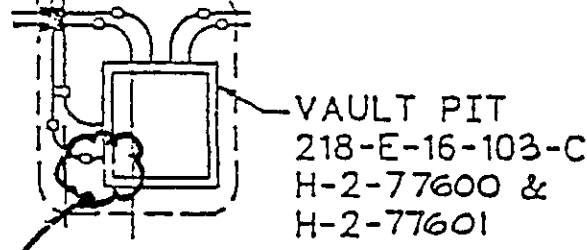
9112055163 ADD



CHANGE

CHANGE

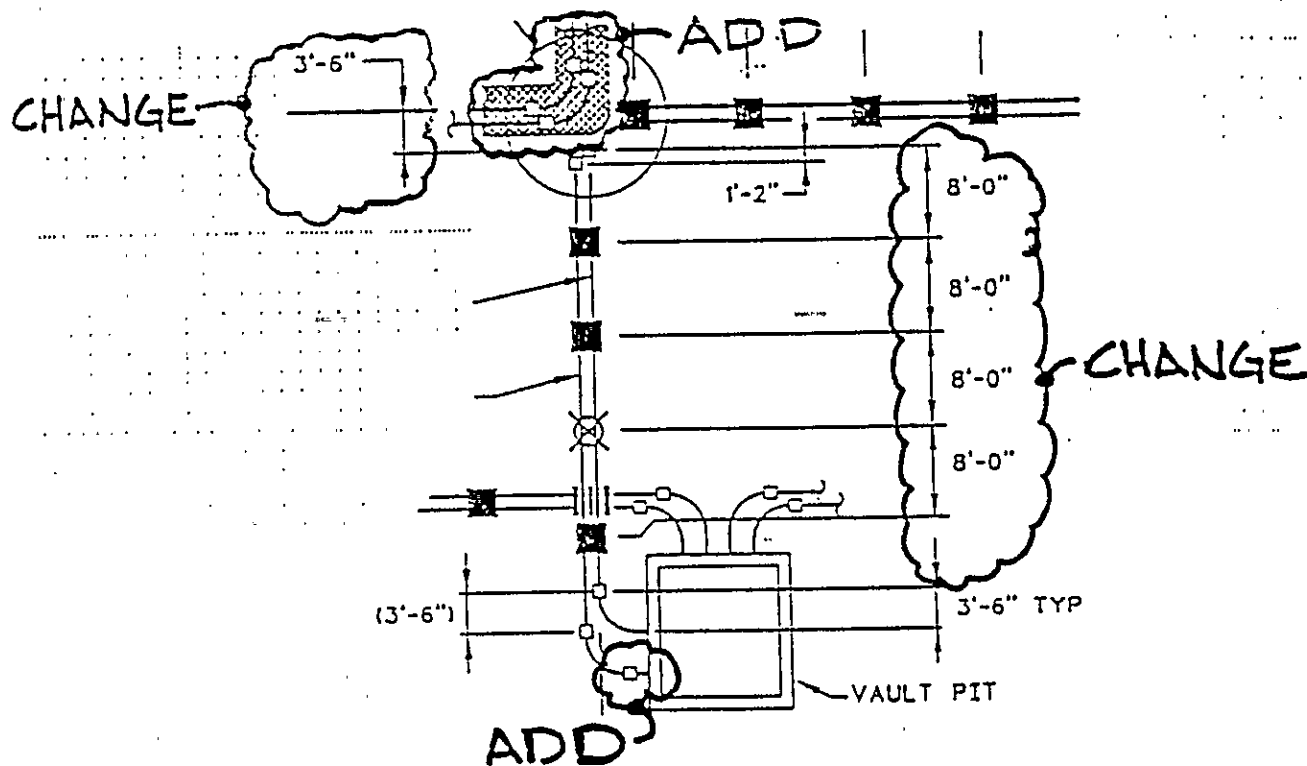
SEE ENLARGED PLAN FOR SPRTS THIS AREA



ADD

PLAN

Ref. Dwg.	Sh.	Rev.	Prepared By	Checked By	ECN No.	Page
H-2-77598	1	0	R.G. DOWE	<i>R.G. Dowe</i>	P-714-50	5/7



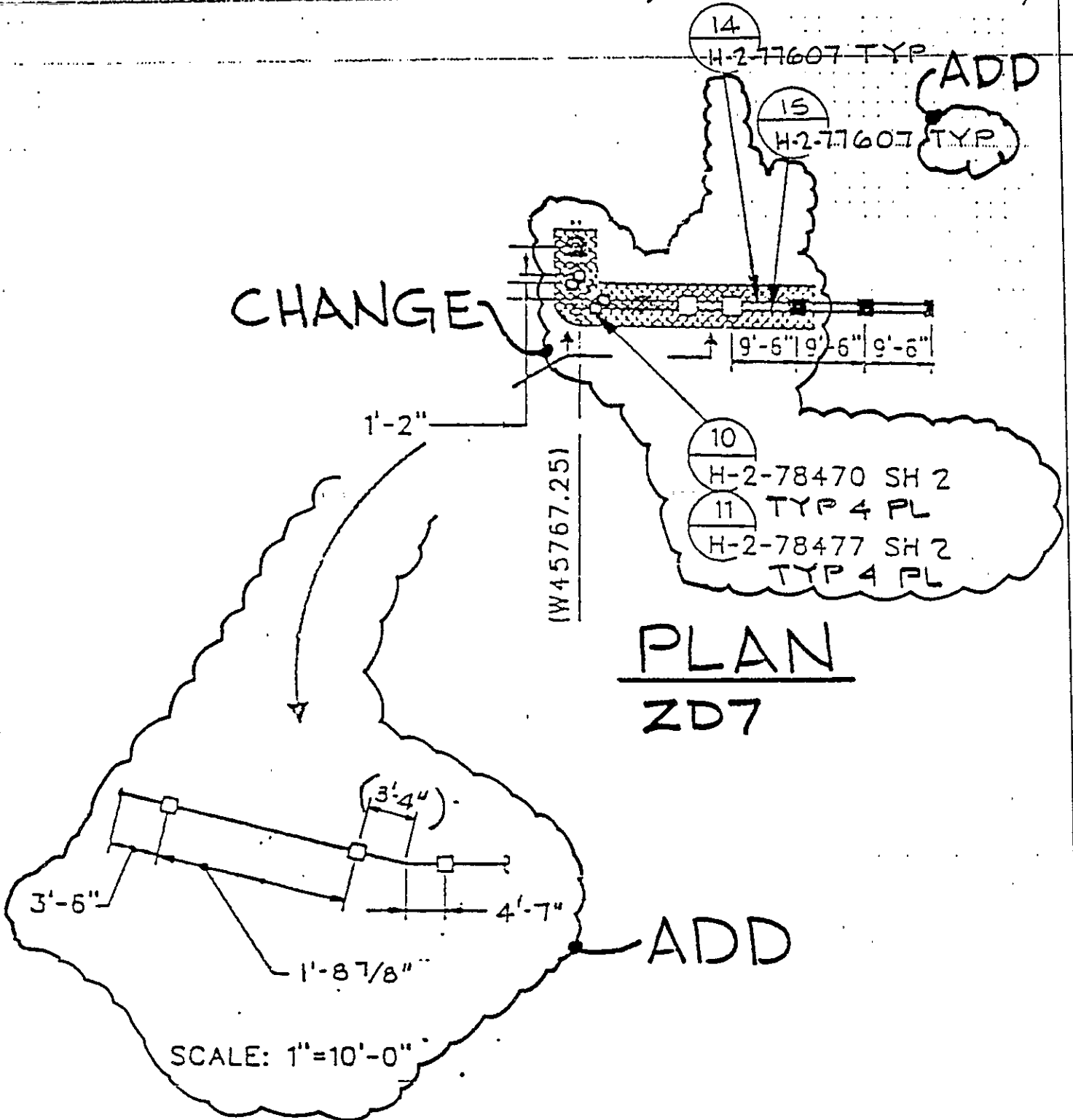
ENLARGED PLAN

ZN A-B7

91120551670

Def. Dwg.	Sh.	Rev.	Prepared By	Checked By	ECN No.	Page
1-2-77598	1	0	R.G. DOWE	<i>[Signature]</i>	B-714-50	6/7

CHANGE



91127551671

