



ANALYTICAL REPORT

December 04, 2025

- 1 Cp
- 2 Tc
- 3 Ss
- 4 Cn
- 5 Sr
- 6 Qc
- 7 Gl
- 8 Al
- 9 Sc

Central Plateau Cleanup Company

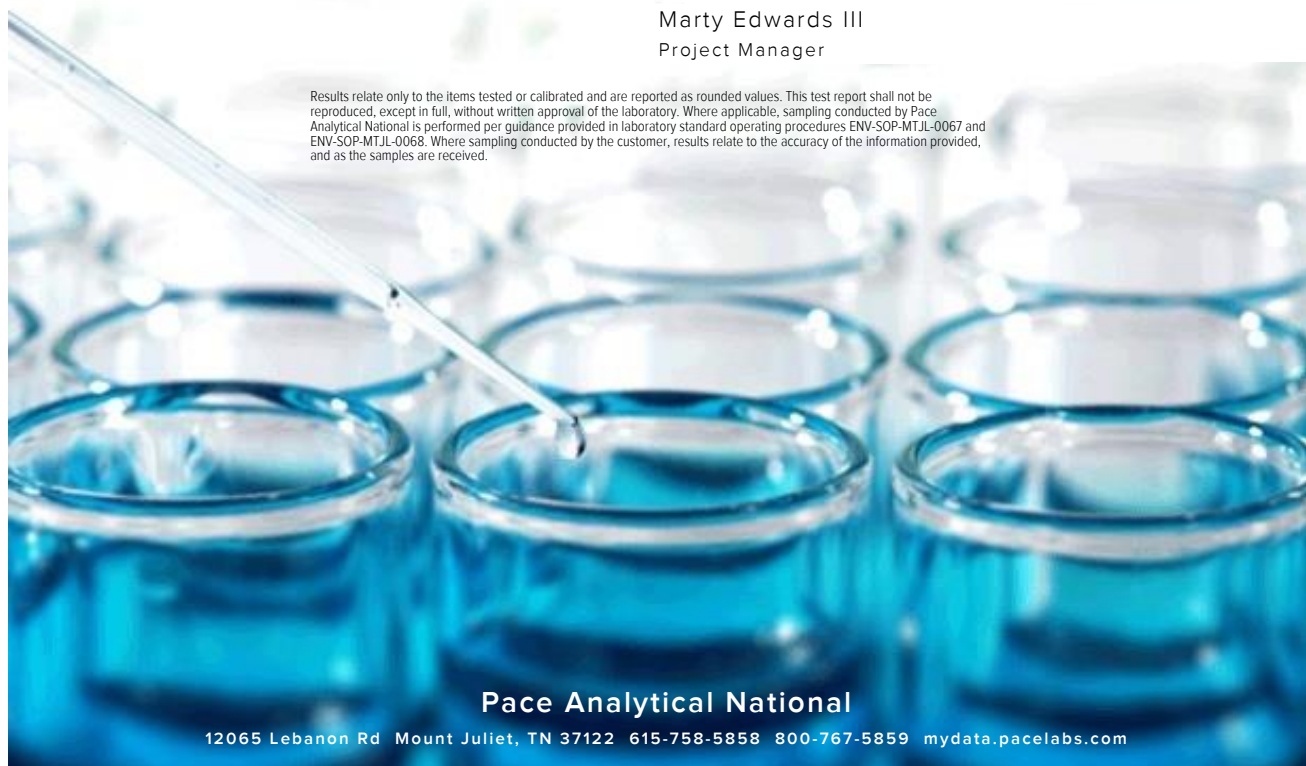
Sample Delivery Group: L1922735
 Samples Received: 11/26/2025
 Project Number: F25-003
 Description: F25-003

Report To: Heather Medley
 2620 Fermi Ave.
 Richland, WA 99354

Entire Report Reviewed By:

Marty Edwards III
Project Manager

Results relate only to the items tested or calibrated and are reported as rounded values. This test report shall not be reproduced, except in full, without written approval of the laboratory. Where applicable, sampling conducted by Pace Analytical National is performed per guidance provided in laboratory standard operating procedures ENV-SOP-MTJL-0067 and ENV-SOP-MTJL-0068. Where sampling conducted by the customer, results relate to the accuracy of the information provided, and as the samples are received.



Pace Analytical National

12065 Lebanon Rd Mount Juliet, TN 37122 615-758-5858 800-767-5859 mydata.pacelabs.com

ACCOUNT:
Central Plateau Cleanup Company










PROJECT:
F25-003

SDG:
L1922735

DATE/TIME:
12/04/25 18:24

PAGE:
1 of 9

TABLE OF CONTENTS

Cp: Cover Page	1	
Tc: Table of Contents	2	
Ss: Sample Summary	3	
Cn: Case Narrative	4	
Sr: Sample Results	5	
B4RHF0 L1922735-01	5	
Qc: Quality Control Summary	6	
Volatile Organic Compounds (MS) by Method TO-15	6	
Gl: Glossary of Terms	7	
Al: Accreditations & Locations	8	
Sc: Sample Chain of Custody	9	
		
		

SAMPLE SUMMARY

B4RHF0 L1922735-01

Collected by	Collected date/time	Received date/time
	11/24/25 08:34	11/26/25 09:30

Method	Batch	Dilution	Preparation date/time	Analysis date/time	Analyst	Location
Volatile Organic Compounds (MS) by Method TO-15	WG2648938	1	11/28/25 23:58	11/28/25 23:58	JKB	Mt. Juliet, TN

¹ Cp

² Tc

³ Ss

⁴ Cn

⁵ Sr

⁶ Qc

⁷ Gl

⁸ Al

⁹ Sc

CASE NARRATIVE

Unless qualified or notated within the narrative below, all sample aliquots were received at the correct temperature, in the proper containers, with the appropriate preservatives, and within method specified holding times. Where applicable, all MDL (LOD) and RDL (LOQ) values reported for environmental samples have been corrected for the dilution factor used in the analysis. All Method and Batch Quality Control are within established criteria except where addressed in this case narrative, a non-conformance form or properly qualified within the sample results. By my digital signature below, I affirm to the best of my knowledge, all problems/anomalies observed by the laboratory as having the potential to affect the quality of the data have been identified by the laboratory, and no information or data have been knowingly withheld that would affect the quality of the data.

Marty Edwards III
Project Manager

1 Cp

2 Tc

3 Ss

4 Cn

5 Sr

6 Qc

7 Gl

8 Al

9 Sc

Project Comments

We certify this data package is in compliance with the analytical laboratory services for Central Plateau Cleanup Company Statement of Work, both technically and for completeness, including a full description of, explanation of, and corrective actions for any and all deviations from either the analyses requested, or the case narrative requested. Release of the data contained in this data package deliverable has been authorized by the Laboratory Analytical Manager (or designee) and the Laboratory's client services representative as verified by their signatures on this report.

B4RHF0

SAMPLE RESULTS - 01

Collected date/time: 11/24/25 08:34

L1922735

Volatile Organic Compounds (MS) by Method TO-15

Analyte	CAS #	Mol. Wt.	MDL1 ppbv	RDL1 ppbv	RDL2 ug/m3	Result ppbv	Result ug/m3	Qualifier	Dilution	Batch
Acetone	67-64-1	58.10	0.520	1.25	2.97	1.50	3.56		1	WG2648938
Benzene	71-43-2	78.10	0.110	0.200	0.639	0.110	0.110	U	1	WG2648938
Carbon tetrachloride	56-23-5	154	0.0746	0.200	1.26	1.44	9.07		1	WG2648938
Chloroform	67-66-3	119	0.104	0.200	0.973	0.104	0.104	U	1	WG2648938
Chloromethane	74-87-3	50.50	0.110	0.200	0.413	0.431	0.890		1	WG2648938
Dibromochloromethane	124-48-1	208	0.0696	0.200	1.70	0.0696	0.0696	U	1	WG2648938
1,2-Dichloroethane	107-06-2	99	0.0730	0.200	0.810	0.0730	0.0730	U	1	WG2648938
cis-1,2-Dichloroethene	156-59-2	96.90	0.0796	0.200	0.793	0.0796	0.0796	U	1	WG2648938
trans-1,2-Dichloroethene	156-60-5	96.90	0.0735	0.200	0.793	0.0735	0.0735	U	1	WG2648938
Methylene Chloride	75-09-2	84.90	0.169	0.200	0.694	0.233	0.809		1	WG2648938
1,1,1-Trichloroethane	71-55-6	133	0.0718	0.200	1.09	0.0718	0.0718	U	1	WG2648938
Trichloroethylene	79-01-6	131	0.0680	0.200	1.07	0.0680	0.0680	U	1	WG2648938
Vinyl chloride	75-01-4	62.50	0.0826	0.200	0.511	0.0826	0.0826	U	1	WG2648938
^(S) 1,4-Bromofluorobenzene	460-00-4	175		60.0-140		94.8				WG2648938

1 Cp

2 Tc

3 Ss

4 Cn

5 Sr

6 Qc

7 Gl

8 Al

9 Sc

WG2648938

QUALITY CONTROL SUMMARY

Volatile Organic Compounds (MS) by Method TO-15

[L1922735-01](#)

Method Blank (MB)

(MB) R4308842-2 11/28/25 09:52

Analyte	MB Result ug/m3	MB Qualifier	MB MDL ug/m3	MB RDL ug/m3
Acetone	U	IC	1.24	2.97
Benzene	U	IC	0.351	0.639
Carbon tetrachloride	U	IC	0.470	1.26
Chloroform	U	IC	0.506	0.973
Chloromethane	U	IC	0.227	0.413
Dibromochloromethane	U	IC	0.592	1.70
1,2-Dichloroethane	U	IC	0.296	0.810
cis-1,2-Dichloroethene	U	IC	0.315	0.793
trans-1,2-Dichloroethene	U	IC	0.291	0.793
Methylene Chloride	U	IC	0.587	0.694
1,1,1-Trichloroethane	U	IC	0.391	1.09
Trichloroethylene	U	IC	0.364	1.07
Vinyl chloride	U	IC	0.211	0.511
(S) 1,4-Bromofluorobenzene	94.3		60.0-140	

1 Cp

2 Tc

3 Ss

4 Cn

5 Sr

6 Qc

7 Gl

8 Al

9 Sc

Laboratory Control Sample (LCS) • Laboratory Control Sample Duplicate (LCSD)

(LCS) R4308842-1 11/28/25 09:24 • (LCSD) R4308842-3 11/28/25 10:59

Analyte	Spike Amount ug/m3	LCS Result ug/m3	LCSD Result ug/m3	LCS Rec. %	LCSD Rec. %	Rec. Limits %	LCS Qualifier	LCSD Qualifier	RPD %	RPD Limits %
Acetone	8.91	8.48	8.65	95.2	97.1	58.0-128			1.94	20
Benzene	12.0	12.1	11.9	101	98.9	69.0-119			2.40	20
Carbon tetrachloride	23.6	25.3	24.9	107	105	68.0-132			1.51	20
Chloroform	18.3	18.9	18.8	103	103	68.0-123			0.258	20
Chloromethane	7.75	7.87	7.72	102	99.7	59.0-132			1.85	20
Dibromochloromethane	31.9	35.4	34.8	111	109	70.0-130			1.70	20
1,2-Dichloroethane	15.2	16.6	16.2	109	107	65.0-128			1.98	20
cis-1,2-Dichloroethene	14.9	15.1	14.7	102	98.9	70.0-121			2.66	20
trans-1,2-Dichloroethene	14.9	15.2	15.1	102	101	67.0-124			1.05	20
Methylene Chloride	13.0	13.3	13.2	102	101	62.0-115			0.788	20
1,1,1-Trichloroethane	20.4	20.9	20.9	102	102	68.0-125			0.000	20
Trichloroethylene	20.1	21.4	20.9	106	104	71.0-123			2.28	20
Vinyl chloride	9.59	9.36	9.38	97.6	97.9	64.0-127			0.273	20
(S) 1,4-Bromofluorobenzene				98.5	98.9	60.0-140				

GLOSSARY OF TERMS

Guide to Reading and Understanding Your Laboratory Report

The information below is designed to better explain the various terms used in your report of analytical results from the Laboratory. This is not intended as a comprehensive explanation, and if you have additional questions please contact your project representative.

Results Disclaimer - Information that may be provided by the customer, and contained within this report, include Permit Limits, Project Name, Sample ID, Sample Matrix, Sample Preservation, Field Blanks, Field Spikes, Field Duplicates, On-Site Data, Sampling Collection Dates/Times, and Sampling Location. Results relate to the accuracy of this information provided, and as the samples are received.

Abbreviations and Definitions

MDL	Method Detection Limit.
RDL	Reported Detection Limit.
Rec.	Recovery.
RPD	Relative Percent Difference.
SDG	Sample Delivery Group.
(S)	Surrogate (Surrogate Standard) - Analytes added to every blank, sample, Laboratory Control Sample/Duplicate and Matrix Spike/Duplicate; used to evaluate analytical efficiency by measuring recovery. Surrogates are not expected to be detected in all environmental media.
U	Not detected at the Reporting Limit (or MDL where applicable).
Analyte	The name of the particular compound or analysis performed. Some Analyses and Methods will have multiple analytes reported.
Dilution	If the sample matrix contains an interfering material, the sample preparation volume or weight values differ from the standard, or if concentrations of analytes in the sample are higher than the highest limit of concentration that the laboratory can accurately report, the sample may be diluted for analysis. If a value different than 1 is used in this field, the result reported has already been corrected for this factor.
Limits	These are the target % recovery ranges or % difference value that the laboratory has historically determined as normal for the method and analyte being reported. Successful QC Sample analysis will target all analytes recovered or duplicated within these ranges.
Qualifier	This column provides a letter and/or number designation that corresponds to additional information concerning the result reported. If a Qualifier is present, a definition per Qualifier is provided within the Glossary and Definitions page and potentially a discussion of possible implications of the Qualifier in the Case Narrative if applicable.
Result	The actual analytical final result (corrected for any sample specific characteristics) reported for your sample. If there was no measurable result returned for a specific analyte, the result in this column may state "ND" (Not Detected) or "BDL" (Below Detectable Levels). The information in the results column should always be accompanied by either an MDL (Method Detection Limit) or RDL (Reporting Detection Limit) that defines the lowest value that the laboratory could detect or report for this analyte.
Uncertainty (Radiochemistry)	Confidence level of 2 sigma.
U (Radiochemistry)	Result + Error < MDA.
J (Radiochemistry)	Result < MDA; Result + Error > MDA.
Case Narrative (Cn)	A brief discussion about the included sample results, including a discussion of any non-conformances to protocol observed either at sample receipt by the laboratory from the field or during the analytical process. If present, there will be a section in the Case Narrative to discuss the meaning of any data qualifiers used in the report.
Quality Control Summary (Qc)	This section of the report includes the results of the laboratory quality control analyses required by procedure or analytical methods to assist in evaluating the validity of the results reported for your samples. These analyses are not being performed on your samples typically, but on laboratory generated material.
Sample Chain of Custody (Sc)	This is the document created in the field when your samples were initially collected. This is used to verify the time and date of collection, the person collecting the samples, and the analyses that the laboratory is requested to perform. This chain of custody also documents all persons (excluding commercial shippers) that have had control or possession of the samples from the time of collection until delivery to the laboratory for analysis.
Sample Results (Sr)	This section of your report will provide the results of all testing performed on your samples. These results are provided by sample ID and are separated by the analyses performed on each sample. The header line of each analysis section for each sample will provide the name and method number for the analysis reported.
Sample Summary (Ss)	This section of the Analytical Report defines the specific analyses performed for each sample ID, including the dates and times of preparation and/or analysis.

Qualifier Description

U	Non-detect.
---	-------------

1 Cp

2 Tc

3 Ss

4 Cn

5 Sr

6 Qc

7 GI

8 AI

9 Sc

ACCREDITATIONS & LOCATIONS

Pace Analytical National 12065 Lebanon Rd Mount Juliet, TN 37122

Alabama	40660	Nebraska	NE-OS-15-05
Alaska	17-026	Nevada	TN000032021-1
Arizona	AZ0612	New Hampshire	2975
Arkansas	88-0469	New Jersey-NELAP	TN002
California	2932	New Mexico ¹	TN00003
Colorado	TN00003	New York	11742
Connecticut	PH-0197	North Carolina	Env375
Florida	E87487	North Carolina ¹	DW21704
Georgia	NELAP	North Carolina ³	41
Georgia ¹	923	North Dakota	R-140
Idaho	TN00003	Ohio-VAP	CL0069
Illinois	200008	Oklahoma	9915
Indiana	C-TN-01	Oregon	TN200002
Iowa	364	Pennsylvania	68-02979
Kansas	E-10277	Rhode Island	LA000356
Kentucky ^{1 6}	KY90010	South Carolina	84004002
Kentucky ²	16	South Dakota	n/a
Louisiana	AI30792	Tennessee ^{1 4}	2006
Louisiana	LA018	Texas	T104704245-20-18
Maine	TN00003	Texas ⁵	LAB0152
Maryland	324	Utah	TN000032021-11
Massachusetts	M-TN003	Vermont	VT2006
Michigan	9958	Virginia	110033
Minnesota	047-999-395	Washington	C847
Mississippi	TN00003	West Virginia	233
Missouri	340	Wisconsin	998093910
Montana	CERT0086	Wyoming	A2LA
A2LA – ISO 17025	1461.01	AIHA-LAP,LLC EMLAP	100789
A2LA – ISO 17025 ⁵	1461.02	DOD	1461.01
Canada	1461.01	USDA	P330-15-00234
EPA-Crypto	TN00003		

¹ Cp

² Tc

³ Ss

⁴ Cn

⁵ Sr

⁶ Qc

⁷ Gl

⁸ Al

⁹ Sc

¹ Drinking Water ² Underground Storage Tanks ³ Aquatic Toxicity ⁴ Chemical/Microbiological ⁵ Mold ⁶ Wastewater n/a Accreditation not applicable

* Not all certifications held by the laboratory are applicable to the results reported in the attached report.

* Accreditation is only applicable to the test methods specified on each scope of accreditation held by Pace Analytical.

Central Plateau Cleanup Company		CHAIN OF CUSTODY/SAMPLE ANALYSIS REQUEST			M031	F25-003-104	PAGE 1 OF 1
COLLECTOR Scott Harder / CPCC		COMPANY CONTACT SUMNER, LC	TELEPHONE NO. 376-3922	PROJECT COORDINATOR SUMNER, LC		PRIORITY TAT 3 Days	REQUIRED TAT 15 Days
SAMPLING LOCATION C1 GAC Unit, Top Sample Port WK3		PROJECT DESIGNATION 200 West Pump & Treat - ETBs and BioTreatment VOC Sampling - Gaseous		SAF NO. F25-003		ORIGINAL	
ICE CHEST NO. Drew 11-24-25 FB 1		FIELD LOGBOOK NO. HNF-N-49125	ACTUAL SAMPLE DEPTH N/A	PURCHASE ORDER/CHARGE CODE 901802		METHOD OF SHIPMENT FEDERAL EXPRESS <i>L1922735</i>	
SHIPPED TO Pace Analytical National		OFFSITE PROPERTY NO. N/A		BILL OF LADING/AIR BILL NO. <i>8863 4617 1426</i>			
MATRIX* A=Air DL=Drum Liquids DS=Drum Solids L=Liquid O=Oil S=Soil SE=Sediment T=Tissue V=Vegetation W=Water WI=Wipe X=Other	POSSIBLE SAMPLE HAZARDS/ REMARKS *Contains Radioactive Material at concentrations that are not be regulated for transportation per 49 CFR/IATA Dangerous Goods Regulations but are not releasable per DOE Order 458.1.		PRESERVATION None	<div style="text-align: right;"><i>01</i></div> <div style="border: 1px solid black; padding: 5px; margin-top: 10px;"> <i>8863 4617 1426</i> Sample Receipt Checklist COC Seal Present/Intact: <input checked="" type="checkbox"/> Y <input type="checkbox"/> N <input type="checkbox"/> NCF COC signed/Accurate: <input checked="" type="checkbox"/> Y <input type="checkbox"/> N Size: <u>1L</u> <u>6L</u> <u>1.4L</u> Bottles arrive intact: <input checked="" type="checkbox"/> Y <input type="checkbox"/> N Tag Color: <u>G</u> <u>W</u> <u>P</u> <u>B</u> Correct bottles used: <input checked="" type="checkbox"/> Y <input type="checkbox"/> N Unused: <u>0</u> 1L <u>0</u> 6L <u>0</u> 1.4L Condition: <u>OK</u> <u>NCF</u> </div>			
			HOLDING TIME 30 Days				
			TYPE OF CONTAINER Summa Canister				
			NO. OF CONTAINER(S) 1				
			VOLUME 6L				
SPECIAL HANDLING AND/OR STORAGE N/A		SAMPLE ANALYSIS SEE ITEM (1) IN SPECIAL INSTRUCTIONS					
SAMPLE NO.	FILTERED	MATRIX*	SAMPLE DATE	SAMPLE TIME			
B4RHF0	N/A	GASEOUS	NOV 24 2025	0834	✓		

CHAIN OF POSSESSION		SIGN/ PRINT NAMES		SPECIAL INSTRUCTIONS
RELINQUISHED BY/REMOVED FROM	DATE/TIME	RECEIVED BY/STORED IN	DATE/TIME	
Scott Harder / CPCC <i>SH</i>	NOV 24 2025 1400	FEDEX	NOV 24 2025	TRVL-25-107 (1) TO-15_VOA: COMMON {1,1,1-Trichloroethane, 1,1-Dichloroethene, 1,2-Dichloroethane, Acetone, Benzene, Carbon tetrachloride, Chloroform, Chloromethane, cis-1,2-Dichloroethylene, Dibromochloromethane, Methylene chloride, trans-1,2-Dichloroethylene, Trichloroethene, Vinyl chloride}; TEMP. 59.0, SUCKING
		<i>Elyah Wilson</i>	11/26/25 0930	
FINAL SAMPLE DISPOSITION	DISPOSAL METHOD	DISPOSED BY		DATE/TIME