



ANALYTICAL REPORT

January 19, 2026

- 1 Cp
- 2 Tc
- 3 Ss
- 4 Cn
- 5 Sr
- 6 Qc
- 7 Gl
- 8 Al
- 9 Sc

Central Plateau Cleanup Company

Sample Delivery Group: L1934990
 Samples Received: 01/13/2026
 Project Number: S26-001
 Description: Surv, January 2026

Report To: Heather Medley
 2620 Fermi Ave.
 Richland, WA 99354

Entire Report Reviewed By:

Marty Edwards III
Project Manager










Results relate only to the items tested or calibrated and are reported as rounded values. This test report shall not be reproduced, except in full, without written approval of the laboratory. Where applicable, sampling conducted by Pace Analytical National is performed per guidance provided in laboratory standard operating procedures ENV-SOP-MTJL-0067 and ENV-SOP-MTJL-0068. Where sampling conducted by the customer, results relate to the accuracy of the information provided, and as the samples are received.



Pace Analytical National

12065 Lebanon Rd Mount Juliet, TN 37122 615-758-5858 800-767-5859 mydata.pacelabs.com

TABLE OF CONTENTS

Cp: Cover Page	1	
Tc: Table of Contents	2	
Ss: Sample Summary	3	
Cn: Case Narrative	4	
Sr: Sample Results	5	
B4R549 L1934990-01	5	
Qc: Quality Control Summary	6	
Wet Chemistry by Method 9012B	6	
Gl: Glossary of Terms	7	
Al: Accreditations & Locations	8	
Sc: Sample Chain of Custody	9	
		
		

SAMPLE SUMMARY

B4R549 L1934990-01

Collected by: Dave Stephenson
Collected date/time: 01/12/26 09:31
Received date/time: 01/13/26 09:00

Method	Batch	Dilution	Preparation date/time	Analysis date/time	Analyst	Location
Wet Chemistry by Method 9012B	WG2676024	10	01/16/26 09:42	01/16/26 18:04	AMJ	Mt. Juliet, TN

¹ Cp

² Tc

³ Ss

⁴ Cn

⁵ Sr

⁶ Qc

⁷ Gl

⁸ Al

⁹ Sc

CASE NARRATIVE

Unless qualified or notated within the narrative below, all sample aliquots were received at the correct temperature, in the proper containers, with the appropriate preservatives, and within method specified holding times. Where applicable, all MDL (LOD) and RDL (LOQ) values reported for environmental samples have been corrected for the dilution factor used in the analysis. All Method and Batch Quality Control are within established criteria except where addressed in this case narrative, a non-conformance form or properly qualified within the sample results. By my digital signature below, I affirm to the best of my knowledge, all problems/anomalies observed by the laboratory as having the potential to affect the quality of the data have been identified by the laboratory, and no information or data have been knowingly withheld that would affect the quality of the data.

Marty Edwards III
Project Manager

- 1 Cp
- 2 Tc
- 3 Ss
- 4 Cn
- 5 Sr
- 6 Qc
- 7 Gl
- 8 Al
- 9 Sc

Project Comments

We certify this data package is in compliance with the analytical laboratory services for Central Plateau Cleanup Company Statement of Work, both technically and for completeness, including a full description of, explanation of, and corrective actions for any and all deviations from either the analyses requested, or the case narrative requested. Release of the data contained in this data package deliverable has been authorized by the Laboratory Analytical Manager (or designee) and the laboratory's client services representative as verified by their signatures on this report.

Sample Matrix: Water

Wet Chemistry by Method 9012B

Spike and/or spike duplicate sample recovery is outside control limits.

Batch	Lab Sample ID	Analytes
WG2676024	(MS) R4325763-3, (MSD) R4325763-4	Cyanide

B4R549

SAMPLE RESULTS - 01

Collected date/time: 01/12/26 09:31

L1934990

Wet Chemistry by Method 9012B

Analyte	Result ug/l	Qualifier	MDL ug/l	RDL ug/l	Dilution	Analysis date / time	Batch
Cyanide	U		21.0	50.0	10	01/16/2026 18:04	WG2676024

1 Cp

2 Tc

3 Ss

4 Cn

5 Sr

6 Qc

7 Gl

8 Al

9 Sc

Sample Narrative:

L1934990-01 WG2676024: dilution due to sample matrix

WG2676024

Wet Chemistry by Method 9012B

QUALITY CONTROL SUMMARY

[L1934990-01](#)

Method Blank (MB)

(MB) R4325763-1 01/16/26 17:24

Analyte	MB Result	MB Qualifier	MB MDL	MB RDL
Cyanide	U	<u>U</u>	2.10	5.00

1 Cp

2 Tc

3 Ss

L1934945-07 Original Sample (OS) • Duplicate (DUP)

(OS) L1934945-07 01/16/26 17:47 • (DUP) R4325763-5 01/16/26 17:48

Analyte	Original Result	DUP Result	Dilution	DUP RPD	DUP Qualifier	DUP RPD Limits
Cyanide	U	U	1	0.000		20

4 Cn

5 Sr

6 Qc

Laboratory Control Sample (LCS)

(LCS) R4325763-2 01/16/26 17:25

Analyte	Spike Amount	LCS Result	LCS Rec.	Rec. Limits	LCS Qualifier
Cyanide	100	88.9	88.9	83.0-116	

7 GI

8 Al

9 Sc

L1934945-05 Original Sample (OS) • Matrix Spike (MS) • Matrix Spike Duplicate (MSD)

(OS) L1934945-05 01/16/26 17:41 • (MS) R4325763-3 01/16/26 17:42 • (MSD) R4325763-4 01/16/26 17:44

Analyte	Spike Amount	Original Result	MS Result	MSD Result	MS Rec.	MSD Rec.	Dilution	Rec. Limits	MS Qualifier	MSD Qualifier	RPD	RPD Limits
Cyanide	100	U	81.8	70.1	81.8	70.1	1	83.0-116	<u>N</u>	<u>N</u>	15.4	20

L1934945-12 Original Sample (OS) • Matrix Spike (MS)

(OS) L1934945-12 01/16/26 17:58 • (MS) R4325763-6 01/16/26 18:00

Analyte	Spike Amount	Original Result	MS Result	MS Rec.	Dilution	Rec. Limits	MS Qualifier
Cyanide	100	U	99.2	99.2	1	83.0-116	

GLOSSARY OF TERMS

Guide to Reading and Understanding Your Laboratory Report

The information below is designed to better explain the various terms used in your report of analytical results from the Laboratory. This is not intended as a comprehensive explanation, and if you have additional questions please contact your project representative.

Results Disclaimer - Information that may be provided by the customer, and contained within this report, include Permit Limits, Project Name, Sample ID, Sample Matrix, Sample Preservation, Field Blanks, Field Spikes, Field Duplicates, On-Site Data, Sampling Collection Dates/Times, and Sampling Location. Results relate to the accuracy of this information provided, and as the samples are received.

Abbreviations and Definitions

MDL	Method Detection Limit.
RDL	Reported Detection Limit.
Rec.	Recovery.
RPD	Relative Percent Difference.
SDG	Sample Delivery Group.
U	Not detected at the Reporting Limit (or MDL where applicable).
Analyte	The name of the particular compound or analysis performed. Some Analyses and Methods will have multiple analytes reported.
Dilution	If the sample matrix contains an interfering material, the sample preparation volume or weight values differ from the standard, or if concentrations of analytes in the sample are higher than the highest limit of concentration that the laboratory can accurately report, the sample may be diluted for analysis. If a value different than 1 is used in this field, the result reported has already been corrected for this factor.
Limits	These are the target % recovery ranges or % difference value that the laboratory has historically determined as normal for the method and analyte being reported. Successful QC Sample analysis will target all analytes recovered or duplicated within these ranges.
Original Sample	The non-spiked sample in the prep batch used to determine the Relative Percent Difference (RPD) from a quality control sample. The Original Sample may not be included within the reported SDG.
Qualifier	This column provides a letter and/or number designation that corresponds to additional information concerning the result reported. If a Qualifier is present, a definition per Qualifier is provided within the Glossary and Definitions page and potentially a discussion of possible implications of the Qualifier in the Case Narrative if applicable.
Result	The actual analytical final result (corrected for any sample specific characteristics) reported for your sample. If there was no measurable result returned for a specific analyte, the result in this column may state "ND" (Not Detected) or "BDL" (Below Detectable Levels). The information in the results column should always be accompanied by either an MDL (Method Detection Limit) or RDL (Reporting Detection Limit) that defines the lowest value that the laboratory could detect or report for this analyte.
Uncertainty (Radiochemistry)	Confidence level of 2 sigma.
U (Radiochemistry)	Result + Error < MDA.
J (Radiochemistry)	Result < MDA; Result + Error > MDA.
Case Narrative (Cn)	A brief discussion about the included sample results, including a discussion of any non-conformances to protocol observed either at sample receipt by the laboratory from the field or during the analytical process. If present, there will be a section in the Case Narrative to discuss the meaning of any data qualifiers used in the report.
Quality Control Summary (Qc)	This section of the report includes the results of the laboratory quality control analyses required by procedure or analytical methods to assist in evaluating the validity of the results reported for your samples. These analyses are not being performed on your samples typically, but on laboratory generated material.
Sample Chain of Custody (Sc)	This is the document created in the field when your samples were initially collected. This is used to verify the time and date of collection, the person collecting the samples, and the analyses that the laboratory is requested to perform. This chain of custody also documents all persons (excluding commercial shippers) that have had control or possession of the samples from the time of collection until delivery to the laboratory for analysis.
Sample Results (Sr)	This section of your report will provide the results of all testing performed on your samples. These results are provided by sample ID and are separated by the analyses performed on each sample. The header line of each analysis section for each sample will provide the name and method number for the analysis reported.
Sample Summary (Ss)	This section of the Analytical Report defines the specific analyses performed for each sample ID, including the dates and times of preparation and/or analysis.

Qualifier Description

N	Spike and/or spike duplicate sample recovery is outside control limits.
U	Non-detect.

1 Cp

2 Tc

3 Ss

4 Cn

5 Sr

6 Qc

7 Gl

8 Al

9 Sc

ACCREDITATIONS & LOCATIONS

Pace Analytical National 12065 Lebanon Rd Mount Juliet, TN 37122

Alabama	40660	Nebraska	NE-OS-15-05
Alaska	17-026	Nevada	TN000032021-1
Arizona	AZ0612	New Hampshire	2975
Arkansas	88-0469	New Jersey–NELAP	TN002
California	2932	New Mexico ¹	TN00003
Colorado	TN00003	New York	11742
Connecticut	PH-0197	North Carolina	Env375
Florida	E87487	North Carolina ¹	DW21704
Georgia	NELAP	North Carolina ³	41
Georgia ¹	923	North Dakota	R-140
Idaho	TN00003	Ohio–VAP	CL0069
Illinois	200008	Oklahoma	9915
Indiana	C-TN-01	Oregon	TN200002
Iowa	364	Pennsylvania	68-02979
Kansas	E-10277	Rhode Island	LA000356
Kentucky ^{1 6}	KY90010	South Carolina	84004002
Kentucky ²	16	South Dakota	n/a
Louisiana	AI30792	Tennessee ^{1 4}	2006
Louisiana	LA018	Texas	T104704245-20-18
Maine	TN00003	Texas ⁵	LAB0152
Maryland	324	Utah	TN000032021-11
Massachusetts	M-TN003	Vermont	VT2006
Michigan	9958	Virginia	110033
Minnesota	047-999-395	Washington	C847
Mississippi	TN00003	West Virginia	233
Missouri	340	Wisconsin	998093910
Montana	CERT0086	Wyoming	A2LA
A2LA – ISO 17025	1461.01	AIHA-LAP, LLC EMLAP	100789
A2LA – ISO 17025 ⁵	1461.02	DOD	1461.01
Canada	1461.01	USDA	P330-15-00234
EPA–Crypto	TN00003		

- 1 Cp
- 2 Tc
- 3 Ss
- 4 Cn
- 5 Sr
- 6 Qc
- 7 GI
- 8 AI
- 9 Sc

¹ Drinking Water ² Underground Storage Tanks ³ Aquatic Toxicity ⁴ Chemical/Microbiological ⁵ Mold ⁶ Wastewater n/a Accreditation not applicable

* Not all certifications held by the laboratory are applicable to the results reported in the attached report.

* Accreditation is only applicable to the test methods specified on each scope of accreditation held by Pace Analytical.

Central Plateau Cleanup Company		CHAIN OF CUSTODY/SAMPLE ANALYSIS REQUEST				C.O.C. # S26-001-095		
						PAGE 1 OF 1		
Collector: Dave Stephenson/CPCCo			Contact/Requester: Karen Waters-Husted		Telephone No.: 509-376-4650			
SAF No.: S26-001			Sampling Origin: Hanford Site		Purchase Order/Charge Code: 901852			
Project Title: SURV, January 2026			Logbook No.: HNF-N-506 -154		Ice Chest No.: GWS-995			
Shipped To (Lab): Pace Analytical National			Method of Shipment: Commercial Carrier		Bill of Lading/Air Bill No.: 8878 39018431			
Protocol: SURV			Priority: 30 Days		Offsite Property No.: N/A			
POSSIBLE SAMPLE HAZARDS/REMARKS ** ** Contains Radioactive Material at concentrations that are not regulated for transportation per 49 CFR / IATA Dangerous Goods Regulations but are not releasable per DOE Order 458.1					SPECIAL INSTRUCTIONS N/A <div style="border: 1px solid black; padding: 5px; display: inline-block;"> A215 </div>			
Sample No.	Filter	*	Date	Time	No./Type Container	Sample Analysis	Holding Time	Preservation
B4R549	N	W	JAN 12 2026	0931	1x250-mL aG	9012_CYANIDE (TOTAL): COMMON	14 Days	NaOH to pH >=12 / Cool <=6C

2.3 + 0 = 2.3 °C TLA9

2.3 + 0 = 2.3 TLA9

①

Sample Receipt Checklist

COC Seal Present/Intact: Y N NF If Applicable

COC Signed/Accurate: Y N VOA Zero Headspace: Y N

Bottles arrive intact: Y N Pres. Correct/Check: Y N

Correct bottles used: Y N

Sufficient volume sent: Y N Condition: NCF OK

RA Screen <0.5 mR/hr: Y N

887839018431

Relinquished By			Received By			Matrix *	
Print First and Last Name	Signature	Date/Time	Print First and Last Name	Signature	Date/Time		
Dave Stephenson/CPCCo	<i>[Signature]</i>	JAN 12 2026 0358	Kevin Hamilton/CPCC	<i>[Signature]</i>	JAN 12 2026 1038	S = Soil	DS = Drum Solids
Kevin Hamilton/CPCC	<i>[Signature]</i>	JAN 12 2026 1400	FEDEX			SE = Sediment	DL = Drum Liquids
Denyankalano	<i>[Signature]</i>	1.13.26 0900	Denyankalano	<i>[Signature]</i>	1.13.26 0900	SO = Solid	T = Tissue
Denyankalano	<i>[Signature]</i>	1/13/26 0900				SL = Sludge	WI = Wipe
HP		1/13/26				W = Water	L = Liquid
						O = Oil	V = Vegetation
						A = Air	X = Other

FINAL SAMPLE DISPOSITION	Disposal Method (e.g., Return to customer, per lab procedure, used in process):	Disposed By:	Date/Time:
---------------------------------	---	--------------	------------