

0058783

FROM THE DESK OF:

Doris E. Ayres  
Sample and Data Management  
372-9576/H9-03

FS 0117

TO: FILE

DATE: December 30, 1998

SUBJECT: RECEIPT OF DATA

The following data package was not formally transmitted to Sample and Data Management under BHI-EE-05 Section 1.7. The package was prepared using copies of all pertinent logbook pages provided by the Field Samplers.

This package is now considered a record under BHI-EE-01. It will be transmitted to the records holding area as outlined in section 2.6 of the referenced procedure.

**RECEIVED**  
FEB 18 2003  
**EDMC**

# DATA DELIVERABLE COVER SHEET F50117

## Data Deliverable Cover Sheet

Date: Wednesday, October 07, 1998

Deliverable type (check one):  Preliminary Test Results  
 Final Data Deliverable

Sample authorization form number:

Attachments (check all that apply or n/a):  Narrative Summary  
 Test Results  
 Chains of Custody

Total number of pages (including cover sheet): 1 pages  
*Electronic*


### Comments:

(Note: If Preliminary results were provided verbally, document information provided below including instrument used and results as communicated to the project.)

*Hard copy to Doris Ayres, electronic to Jeanette Duncan*

*M.A. Baehler*  
Analyst Signature

*10/7/98*  
Date



Distribution: Sample Management – Doris Ayres B1-35  
Project (specify) 200-ZP-1

Requires distribution to listed project personnel by Sample Management.

**200-ZP-1 Phase III Pump and Treat System**  
**Process Monitoring Field Screening Results**  
**Advanced Data Copy, SAF B98-016/B98-019**

Sample Location	HEIS Number	Sample/ Analysis Date	Sample Time	WATER ANALYSES			AIR ANALYSES		
				TCM (ug/L)	CCI <sub>4</sub> (ug/L)	TCE (ug/L)	TCM (ppmv)	CCI <sub>4</sub> (ppmv)	TCE (ppmv)
Post Tank T-02-01	B0N3P8	10/07/98	08:27	<2.0	<2.0	<2.0			
Post Tank T-02-02 Duplicate	B0N3P9	10/07/98	08:27	<2.0	<2.0	<2.0			
Post Valve V-01-01	B0N3R0	10/07/98	08:30	<2.0	<2.0	<2.0			
Effluent Filter B, F2B-01	B0N3R1	10/07/98	08:28	<2.0	<2.0	<2.0			
Post Tank T-01-01	B0N3R2	10/07/98	08:32	20	3300	6.9			
Extraction Well #1	B0N3R3	10/07/98	08:35	24	5700	8.2			
Extraction Well #2	B0N3R4	10/07/98	08:37	16	3800	12			
Extraction Well #3	B0N3R5	10/07/98	10:32	17	3400	6.6			
Extraction Well #4	B0N3R6	10/07/98	10:34	34	5300	5.9			
Extraction Well #5	B0N3R7	10/07/98	10:40	20	1500	5.8			
Extraction Well #6	B0N3R8	10/07/98	10:42	21	230	<2.0			
Post Chiller Air	B0P0T2	10/07/98	10:22		B&K 1301		<1.0	14	<2.0
Stack Effluent	B0P0T3	10/07/98	10:20		B&K 1301		<1.0	<1.0	<2.0
Post Chiller Air	B0P0T2	10/07/98	10:22		B&K 1302		<1.0	13	Not Analyzed For
Stack Effluent	B0P0T3	10/07/98	10:20		B&K 1302		<1.0	<1.0	Not Analyzed For



# DATA DELIVERABLE COVER SHEET

## Data Deliverable Cover Sheet

Date: Wednesday, October 21, 1998

Deliverable type (check one):  Preliminary Test Results  
 Final Data Deliverable

Sample authorization form number:

Attachments (check all that apply or n/a):  Narrative Summary  
 Test Results  
 Chains of Custody

Total number of pages (including cover sheet): 2 pages

### Comments:

(Note: If Preliminary results were provided verbally, document information provided below including instrument used and results as communicated to the project.)

M.G. Baehler  
Analyst Signature

10/21/98  
Date



Distribution: Sample Management – Doris Ayres B1-35  
Project (specify)

Requires distribution to listed project personnel by Sample Management.

**200-ZP-1 Phase III Pump and Treat System**

**Process Monitoring Field Screening Results**

Advanced Data Copy, SAF B98-016/B98-019

Sample Location	HEIS Number	Sample/ Analysis Date	Sample Time	WATER ANALYSES			AIR ANALYSES		
				TCM (ug/L)	CCl <sub>4</sub> (ug/L)	TCE (ug/L)	TCM (ppmv)	CCl <sub>4</sub> (ppmv)	TCE (ppmv)
Post Tank T-02-01	BOR623	10/21/98	09:03	<2.0	<2.0	<2.0			
Post Valve V-01-01	BOR625	10/21/98	09:32	<2.0	<2.0	<2.0			
Post Valve V-01-02 Duplicate	BOR627	10/21/98	09:32	<2.0	<2.0	<2.0			
Effluent Filter B, F2B-01	BOR629	10/21/98	09:17	<2.0	<2.0	<2.0			
Post Tank T-01-01	BOR631	10/21/98	09:57	20	3500	7.2			
Extraction Well #1	BOR633	10/21/98	10:09	24	5600	8.0			
Extraction Well #2	BOR635	10/21/98	10:28	16	3900	12			
Extraction Well #3	BOR637	10/21/98	12:08	17	3200	6.1			
Extraction Well #4	BOR639	10/21/98	12:19	33	4800	5.1			
Extraction Well #5	BOR641	10/21/98	12:47	20	1600	5.8			
Extraction Well #6	BOR643	10/21/98	12:59	21	210	<2.0			
Post Chiller Air	BOR645	10/21/98	10:40		B&K 1301		<1.0	14	<2.0
Stack Effluent	BOR647	10/21/98	10:45		B&K 1301		<1.0	<1.0	<2.0
Post Chiller Air	BOR645	10/21/98	10:40		B&K 1302		<1.0	13	Not Analyzed For
Stack Effluent	BOR647	10/21/98	10:45		B&K 1302		<1.0	<1.0	Not Analyzed For



TCM = Chloroform, CCl<sub>4</sub> = Carbontetrachloride, TCE = Trichloroethylene

# DATA DELIVERABLE COVER SHEET

## Data Deliverable Cover Sheet

Date: Wednesday, December 30, 1998

Deliverable type (check one):  Preliminary Test Results  
 Final Data Deliverable

Sample authorization form number: B98-016

Attachments (check all that apply or n/a):  Narrative Summary  
 Test Results  
 Chains of Custody

Total number of pages (including cover sheet): 55 pages

**Comments:**

(Note: If Preliminary results were provided verbally, document information provided below including instrument used and results as Communicated to the project.)

M.G. Buchler  
Analyst Signature

12/30/98  
Date

Distribution: Sample Management – Doris Ayres H9- 03  
Project (specify) None. Distributed electronically

Requires distribution to listed project personnel by Sample Management.

**MOBILE LABORATORY DATA/LOG SHEET**

Site Name: 200-ZP-1 Phase III

Date: 10/29/97

Sample Number	HEIS Number	Sample Time	Sample Type	Sampler (Initials)	Analysis Time	Analytical Results			Comments
						TCM ug/L	CCl4 ug/L	TCE ug/L	
DI Blank	—	07:50	Water	MAB	10:37	<2.0	<2.0	<2.0	hs013.d
5ug/L Cal. check	—	08:25	Water	MAB	10:48	5.4 107%	6.0 120%	5.6 111%	hs014.d; Acceptable Recovery
DI Blank	—	07:50	Water	MAB	10:59	<2.0	<2.0	<2.0	hs015.d
Z-T2-01	B0M949	09:08	Water	MAB	11:10	<2.0	1.9	<2.0	hs016.d;
Z-V1-01	B0M950	09:10	Water	MAB	11:21	<2.0	3.2	<2.0	hs017.d
Z-T1-01	B0M951	09:12	Water	MAB	11:32	23.	3700.	8.8	hs018.d
Z-W1-01	B0M952	09:13	Water	MAB	11:43	27.	5396.	11.	hs019.d
Z-W2-01	B0M953	09:15	Water	MAB	11:54	15.	3163.	12.	hs020.d
Z-W2-02 Duplicate	B0M954	09:15	Water	MAB	12:05	15.	2982.	12.	hs021.d
Z-W3-01	B0M955	09:24	Water	MAB	12:16	19.	3328.	6.0	hs022.d; Taken @ manifold bldg.
Z-W4-01	B0M956	09:26	Water	MAB	12:27	44.	6670.	5.9	hs023.d; Taken @ manifold bldg.
Z-W5-01	B0M957	09:29	Water	MAB	12:38	29.	2269.	13.	hs024.d; Taken @ manifold bldg.
Z-W6-01	B0M958	09:31	Water	MAB	12:49	23.	241.	<2.0	hs025.d; Taken @ manifold bldg.
Blank	—	07:50	Water	MAB	13:00	<2.0	2.2	<2.0	hs026.d
Z-T2-01	B0M9C2	11:52	Water	MAB	13:12	<2.0	<2.0	<2.0	hs027.d;
Z-V1-01	B0M9C3	11:54	Water	MAB	13:23	<2.0	<2.0	<2.0	hs028.d
Blank	—	07:50	Water	MAB	13:34	<2.0	2.2	<2.0	hs029.d
3000ug/L Cal. check	—	08:25	Water	MAB	13:45	3137. 105%	3431. 114%	3260. 109%	hs030.d; Acceptable recovery.
Blank	—	07:50	Water	MAB	13:56	<2.0	<2.0	<2.0	hs031.d
						ppm	ppm	ppm	
Blank	—	—	Air	MAB	11:16	<1.0	<1.0	<del>4.0</del>	B&K 1302
27.6 ppm Cal. check	—	—	Air	MAB	11:20	<1.0	24.5 89%	<del>4.0</del>	B&K 1302 Acceptable recovery.
Z-A3-01	B0JNB8	09:51	Air	MAB	11:24	<1.0	<1.0	<del>4.0</del>	B&K 1302
Z-A2-01	B0JNB9	09:53	Air	MAB	11:28	<1.0	18.5	<del>4.0</del>	B&K 1302
Blank	—	—	Air	MAB	11:32	<1.0	<1.0	<del>4.0</del>	B&K 1302

27.7 2 11 10 10 11

## 200-ZP-1 Daily Activity Log

Date: 10/29/97

0750	Arrived on-site at laboratory trailer located at Z-9 crib area. Turned on HP 5890 S/N 3235447685 gas chromatograph and HP 7694 headspace analyzer. Loaded methods HSECDFID.MTH (HP 5890) and HSECDFID.HSM (HP 7694). # 11483 2/1/98
0755	Turned on B&K 1302.
0755	Split flow = 39.9 mL/min. Septum purge = 3.12 mL/min.
0805	Prepared new sample sequence "Z102997.S"
0810	Prepared new 50 ug/L working standard from #52893 parent stock of custom VOA mix (2000 ug/mL). 487.5 uL methanol + 12.5 uL parent stock.
0815	Prepared new 1000 ug/L working standard from # 52893 parent stock of custom VOA mix (2000 ug/mL). 250 uL methanol + 250 uL parent stock.
0825	Prepared calibration standards of 5, 100, 200, 2000, 4000, and 8000 ug/L and calibration check standards of 5 and 3000 ug/L
0830	Loaded calibration standards into GC.
0900	Exited laboratory trailer to collect process water and air samples.
0920	Started calibration of HP 5890 gas chromatograph.
0935	Returned to laboratory trailer with samples. Process samples from extraction wells E0-3, E0-4, E0-5, and E0-6 collected from manifold house.
0945	Started analysis of process air samples using the B&K 1302 FTIR S/N 1747619 gas analyzer.
0955	Completed analysis of process air samples. Analysis results are found on the following data sheet.
1014	Completed calibration of HP 5890 gas chromatograph. Calibration curves are acceptable.
1048	5 ug/L calibration check: DCM = 5.0 (101%), TCM = 5.4 (107%), CCL = 6.0 (120%), TCE = 5.6 (111%), PCE = 5.4 (108%). Acceptable recoveries.
1110	Started analysis of process water samples.
1121	Z-T2-01 = 1.97 ug/L, Z-V1-01 = 3.19 ug/L. Will resample both points.
1140	Exited laboratory trailer to resample Z-T2-01 and Z-V1-01.
1200	Returned with samples. Loaded into GC following the blank after Z-W6-01.
1323	Completed analysis of process water samples.
1345	3000 ug/L calibration check: DCM = 3069 (102%), TCM = 3137 (105%), CCL = 3431 (114%), TCE = 3260 (109%), PCE = 3360 (112%). Acceptable Recoveries.
1425	Loaded standby method.
1430	Shut down equipment and left site.

**MOBILE LABORATORY DATA/LOG SHEET**

Site Name: 200-ZP-1 Phase III

Date: 11/05/97

Sample Number	HEIS Number	Sample Time	Sample Type	Sampler (Initials)	Analysis Time	Analytical Results			Comments
						TCM ug/L	CCl4 ug/L	TCE ug/L	
DI Blank	—	08:20	Water	MAB	10:42	<2.0	<2.0	<2.0	hs013.d
Sug/L Cal. check	—	08:25	Water	MAB	10:53	6.4 128%	7.2 145%	6.7 134%	hs014.d; Cal. table level 1 updated to reflect higher R.F. for all comp.
DI Blank	—	08:20	Water	MAB	11:04	<2.0	<2.0	<2.0	hs015.d
Z-T2-01	BOMB T3	09:04	Water	MAB	11:16	<2.0	<2.0	<2.0	hs016.d;
Z-V1-01	BOMB T4	09:06	Water	MAB	11:27	<2.0	3.1	<2.0	hs017.d
Sug/L Cal. check	—	11:20	Water	MAB	11:38	4.5 90%	4.2 84%	4.2 84%	hs018.d; Acceptable Recovery.
DI Blank	—	08:20	Water	MAB	11:49	<2.0	<2.0	<2.0	hs019.d
Z-T1-01	BOMB T5	09:08	Water	MAB	12:00	24.	3606.	7.6	hs020.d
Z-W1-01	BOMB T6	09:10	Water	MAB	12:11	28.	5134.	9.8	hs021.d
Z-W2-01	BOMB T7	09:11	Water	MAB	12:22	16.	3516.	13.	hs022.d
Z-W3-01	BOMB T8	09:21	Water	MAB	12:33	20.	3551.	5.5	hs023.d; Taken @ manifold bldg.
Z-W3-02 Duplicate	BOMB T9	09:21	Water	MAB	12:44	17.	2665.	3.9	hs024.d; Taken @ manifold bldg.
Z-W4-01	BOMB V0	09:23	Water	MAB	12:55	47.	6486.	4.3	hs025.d; Taken @ manifold bldg.
DI Blank	—	08:20	Water	MAB	13:46	<2.0	<2.0	<2.0	hs001.d
Z-W5-01	BOMB V1	09:27	Water	MAB	13:57	26.	1965.	10.	hs002.d; Taken @ manifold bldg.
Z-W6-01	BOMB V2	09:29	Water	MAB	14:08	23.	276.	<2.0	hs003.d; Taken @ manifold bldg.
DI Blank	—	08:20	Water	MAB	14:19	<2.0	<2.0	<2.0	hs004.d
Z-V1-02	BOMB V3	12:13	Water	MAB	14:30	<2.0	2.8	<2.0	hs005.d
3000ug/L Cal. check	—	08:25	Water	MAB	14:41	3200. 107%	3505. 117%	3390. 113%	hs006.d; Acceptable recovery.
DI Blank	—	08:20	Water	MAB	14:52	<2.0	<2.0	<2.0	hs007.d
						ppm	ppm	ppm	
Blank	—	—	Air	MAB	09:57	<1.0	<1.0	NAF	B&K 1302
27.6 ppm Cal. check	—	—	Air	MAB	09:59	1.27	24.5 89%	NAF	B&K 1302 Acceptable recovery.
Z-A3-01	BOMBL2	09:14	Air	MAB	10:01	<1.0	<1.0	NAF	B&K 1302
Z-A2-01	BOMBL1	09:13	Air	MAB	10:03	<1.0	18.8	NAF	B&K 1302
Blank	—	—	Air	MAB	10:05	<1.0	<1.0	NAF	B&K 1302

*Handwritten notes:* 11/05/97 11:00

## 200-ZP-1 Daily Activity Log

Date: 11/05/97

0805	Arrived on-site at laboratory trailer located at Z-9 crib area. Turned on HP 5890 S/N 3235447685 gas chromatograph and HP 7694 headspace analyzer. Loaded methods HSECDFID.MTH (HP 5890) and HSECDFID.HSM (HP 7694). <i>8 Nov 5 10/98</i>
0807	Turned on B&K 1302.
0815	Split flow = 39.9 mL/min. Septum purge = 3.12 mL/min.
0820	Prepared new sample sequence "Z110597.S"
0825	Prepared calibration standards of 5, 100, 200, 2000, 4000, and 8000 ug/L and calibration check standards of 5 and 3000 ug/L
0840	Loaded calibration standards into GC.
0850	Exited laboratory trailer to collect process water and air samples.
0925	Started calibration of HP 5890 gas chromatograph.
0935	Returned to laboratory trailer with samples. Process samples from extraction wells E0-3, E0-4, E0-5, and E0-6 collected from manifold house.
0957	Started analysis of process air samples using the B&K 1302 FTIR S/N 1747619 gas analyzer.
1005	Completed analysis of process air samples. Analysis results are found on the following data sheet.
1020	Completed calibration of HP 5890 gas chromatograph. Calibration curves are acceptable.
1053	5 ug/L calibration check: DCM = 5.9 (117%), TCM = 6.4 (128%), CCl <sub>4</sub> = 7.2 (145%), TCE = 6.7 (134%), PCE = 6.5 (130%). Recovery not within acceptable range for all compounds except DCM. Updated level 1 of calibration table with the higher responses for this calibration check prior to analysis of samples.
1116	Started analysis of process water samples.
1120	Prepared new 5 ug/L calibration check.
1127	Z-V1-01 = 3.1 ug/L. Will resample point.
1138	5 ug/L calibration check: DCM = 4.8 (95%), TCM = 4.5 (90%), CCl <sub>4</sub> = 4.2 (84%), TCE = 4.2 (84%), PCE = 4.0 (81%). Acceptable recoveries.
1153	Exited laboratory trailer to resample Z-V1
1220	Returned with samples. Loaded into GC following the blank after Z-W6-01.
1315	Computer locked up during run of sample Z-W5-01. Rebooted and created new sample sequence "Z110597A.S." Data for remaining samples stored in directory "110597A."
1340	Restarted analysis run.
1408	Completed analysis of process water samples.
1430	Z-V1-01 = 2.8 ug/L.
1441	3000 ug/L calibration check: DCM = 3115 (104%), TCM = 3200 (107%), CCl <sub>4</sub> = 3505 (117%), TCE = 3390 (113%), PCE = 3508 (117%). Acceptable Recoveries.
1510	Loaded standby method.
1550	Shut down GC and changed ultra high purity helium bottle. Turned GC back on and reloaded standby method.
1615	Shut down equipment and left site.

*M.A. Baschke, J.G. Ba*



## 200-ZP-1 Daily Activity Log

Date: 11/12/97

0745	Arrived on-site at laboratory trailer located at Z-9 crib area. Turned on HP 5890 S/N 3235447685 gas chromatograph and HP 7694 headspace analyzer. Loaded methods HSECDFID.MTH (HP 5890) and HSECDFID.HSM (HP 7694). <i># MTH 27/1/98</i>
0747	Turned on B&K 1301.
0755	Split flow = 39.8 mL/min. Septum purge = 3.27 mL/min.
0810	Prepared new sample sequence "Z111297.S"
0825	Prepared calibration standards of 5, 100, 200, 2000, 4000, and 8000 ug/L and calibration check standards of 5 and 3000 ug/L
0850	Exited laboratory trailer to collect process water and air samples.
0928	Started calibration of HP 5890 gas chromatograph.
0932	Returned to laboratory trailer with samples. Process samples from extraction wells E0-3, E0-4, E0-5, and E0-6 collected from manifold house.
1007	Started analysis of process air samples using the B&K 1302 FTIR S/N 1747619 gas analyzer.
1020	Prepared new 2000 ug/L calibration standard. First run abnormal.
1021	Completed analysis of process air samples. Analysis results are found on the following data sheet.
1043	Completed calibration of HP 5890 gas chromatograph. Calibration curves are acceptable.
1105	Prepared new 1000 ug/L working standard from # 52893 parent stock of custom VOA mix (2000 ug/mL). 250 uL methanol + 250 uL parent stock. (For use at later date)
1116	5 ug/L calibration check: DCM = 4.8 (95%), TCM = 5.2 (104%), CCl <sub>4</sub> = 6.5 (131%), TCE = 5.6 (112%), PCE = 5.3 (107%). Recovery not within acceptable range for CCl <sub>4</sub> . Updated level 1 of calibration table with the higher-responses (all compounds) for this calibration check prior to analysis of samples.
1137	5 ug/L calibration check: DCM = 5.0 (99%), TCM = 4.8 (96%), CCl <sub>4</sub> = 5.0 (100%), TCE = 5.0 (99%), PCE = 5.1 (101%). Acceptable recoveries.
1159	Started analysis of process water samples.
1338	Completed analysis of process water samples.
1359	3000 ug/L calibration check: DCM = 3098 (103%), TCM = 3202 (107%), CCl <sub>4</sub> = 3579 (119%), TCE = 3381 (113%), PCE = 3523 (117%). Acceptable Recoveries.
1445	Loaded standby method, shut down equipment, left site.

*M.A. Baehler / M.A. Baehler 11/12/97*

~~*1/10/98*~~ ~~*USC*~~

**MOBILE LABORATORY DATA/LOG SHEET**

Site Name: 200-ZP-1 Phase III

Date: 11/20/97

Sample Number	HEIS Number	Sample Time	Sample Type	Sampler (Initials)	Analysis Time	Analytical Results			Comments
						TCM ug/L	CCl4 ug/L	TCE ug/L	
DI Blank	—	0800	Water	MAB	1033	<2.0	<2.0	<2.0	hs013.d
5ug/L Cal. check	—	0815	Water	MAB	1044	8.2 164%	8.2 177%	8.3 166%	hs014.d; Cal. table level 1 updated to reflect higher R.F. for all comp.
DI Blank	—	0800	Water	MAB	1055	<2.0	<2.0	<2.0	hs015.d
5ug/L Cal. check	—	0815	Water	MAB	1106	5.2 104%	5.2 104%	5.1 102%	hs016.d; Acceptable Recovery.
DI Blank	—	0800	Water	MAB	1118	<2.0	<2.0	<2.0	hs017.d
Z-T2-01	BOMBW4	0920	Water	MAB	1129	<2.0	<2.0	<2.0	hs018.d;
Z-V1-01	BOMBW5	0936	Water	MAB	1140	<2.0	<2.0	<2.0	hs019.d
299-W18-26	BOMD63	1117	Water	MAB	1151	12	128	< 2.0	hs020.d; 11/14/97
299-W18-26	BOMD64	1117	Water	MAB	1202	10	90	< 2.0	hs021.d; 11/14/97
Z-T1-01	BOMBW6	0942	Water	MAB	1212	24	3133	6.1	hs022.d
Z-W1-01	BOMBW7	0957	Water	MAB	1223	23	5285	8.7	hs023.d
Z-W2-01	BOMBW8	1009	Water	MAB	1234	13	3017	9.9	hs024.d
Z-W3-01	BOMBW9	1033	Water	MAB	1245	5.6	1332	<2.0	hs025.d; Taken @ manifold bldg.
Z-W4-01	BOMBX0	1042	Water	MAB	1257	41	6318	4.6	hs026.d; Taken @ manifold bldg.
Z-W5-01	BOMBX1	1105	Water	MAB	1308	25	2279	10	hs027.d; Taken @ manifold bldg.
Z-W5-02 Duplicate	BOMBX2	1105	Water	MAB	1319	22	1785	8.2	hs028.d; Taken @ manifold bldg.
Z-W6-01	BOMBX3	1542	Water	MAB	1601	17	183	<2.0	hs029.d; Taken @ manifold bldg.
DI Blank	—	0800	Water	MAB	1612	<2.0	<2.0	<2.0	hs030.d
3000ug/L Cal. check	—	0815	Water	MAB	1623	3302 110%	3696 123%	3438 115%	hs031.d; Acceptable recovery.
DI Blank	—	0800	Water	MAB	1634	<2.0	<2.0	<2.0	hs032.d
						ppm	ppm	ppm	
Blank	—	—	Air	MAB	1143	<1.0	<1.0	NAF	B&K 1302
27.6 ppm Cal. check	—	—	Air	MAB	1145	1.27	25.1 91%	NAF	B&K 1302 Acceptable recovery.
Z-A3-01	BOMBL6	09:08	Air	MAB	1147	<1.0	<1.0	NAF	B&K 1302
Z-A2-01	BOMBL5	09:06	Air	MAB	1149	<1.0	15.9	NAF	B&K 1302
Blank	—	—	Air	MAB	1151	<1.0	<1.0	NAF	B&K 1302

*11/20/97*

# 200-ZP-1 Daily Activity Log

Date: 11/20/97

0750	Arrived on-site at laboratory trailer located at Z-9 crib area. Turned on HP 5890 S/N 3235447685 gas chromatograph and HP 7694 headspace analyzer. Loaded methods HSECDFID.MTH (HP 5890) and HSECDFID.HSM (HP 7694).
0755	Turned on B&K 1301.
0800	Split flow = 40.3 mL/min. Septum purge = 3.06 mL/min.
0810	Prepared new sample sequence "Z112097.S"
0815	Prepared calibration standards of 5, 100, 200, 2000, 4000, and 8000 ug/L and calibration check standards of 5 and 3000 ug/L
0845	Exited laboratory trailer to collect process water and air samples. Quarterly sampling with Doug Bowers.
0915	Started calibration of HP 5890 gas chromatograph.
1130	Returned to laboratory trailer with samples. Process samples from extraction wells E0-3, E0-4, E0-5, and E0-6 collected from manifold house.
1010	Completed calibration of HP 5890 gas chromatograph. Calibration curves are acceptable.
1044	5 ug/L calibration check: DCM = 7.8 (155%), TCM = 8.2 (164%), CCL <sub>4</sub> = 8.3 (166%), TCE = 8.3 (166%), PCE = 8.3 (166%). Recovery not within acceptable range for all compounds. Updated level 1 of calibration table with the higher responses for this calibration check prior to analysis of samples.
1106	5 ug/L calibration check: DCM = 5.1 (102%), TCM = 5.2 (104%), CCL <sub>4</sub> = 5.2 (104%), TCE = 5.1 (102%), PCE = 5.1 (102%). Acceptable recoveries.
1143	Started analysis of process air samples using the B&K 1302 FTIR S/N 1747619 gas analyzer.
1151	Completed analysis of process air samples. Analysis results are found on the following data sheet.
1129	Started analysis of process water samples.
1601	Completed analysis of process water samples.
1623	3000 ug/L calibration check: DCM = 3228 (108%), TCM = 3309 (110%), CCL <sub>4</sub> = 3696 (123%), TCE = 3438 (115%), PCE = 3571 (119%). Acceptable Recoveries.
1910	Loaded standby method, shut down equipment, left site.

M.A. Baechler / M.L. Baechler 11/20/97

~~11/20/97 (HSC)~~

MOBILE LABORATORY DATA/LOG SHEET

Site Name: 200-ZP-1 Phase III & Groundwater

Date: 11/25/97

Sample Number	HEIS Number	Sample Time	Sample Type	Sampler (Initials)	Analysis Time	Analytical Results			Comments
						TCM ug/L	CCl4 ug/L	TCE ug/L	
DI Blank	—	0730	Water	MAB	1015	<2.0	<2.0	<2.0	hs013.d
Sug/L Cal. check	—	0750	Water	MAB	1026	8.2 164%	8.9 177%	8.3 166%	hs014.d; Cal. table level 1 updated to reflect higher R.F. for all comp.
DI Blank	—	0730	Water	MAB	1037	<2.0	<2.0	<2.0	hs015.d
Sug/L Cal. check	—	0750	Water	MAB	1048	5.2 104%	5.2 104%	5.1 102%	hs016.d; Acceptable Recovery.
DI Blank	—	0730	Water	MAB	1059	<2.0	<2.0	<2.0	hs017.d
Z-T2-01	BOMBX4	0827	Water	MAB	1116	<2.0	<2.0	<2.0	hs018.d;
Z-V1-01	BOMBX5	0829	Water	MAB	1127	<2.0	<2.0	<2.0	hs019.d
299-W15-19	BOMD69	1115	Water	MAB	1138	3.2	35	<2.0	hs020.d; 11/24/97
183N	BOMJ72	0758	Water	MAB	1149	70	<2.0	<2.0	hs021.d; 11/25/97
Z-T1-01	BOMBX6	0831	Water	MAB	1200	22	3682	8.6	hs022.d
Z-W1-01	BOMBX7	0833	Water	MAB	1212	23	5000	9.7	hs023.d
Z-W2-01	BOMBX8	0835	Water	MAB	1223	14	3073	12	hs024.d
Z-W3-01	BOMBX9	0844	Water	MAB	1234	18	3613	6.6	hs025.d; Taken @ manifold bldg.
Z-W4-01	BOMBY0	0846	Water	MAB	1245	43	7023	7.0	hs026.d; Taken @ manifold bldg.
Z-W5-01	BOMBY1	0853	Water	MAB	1257	25	2253	12	hs027.d; Taken @ manifold bldg.
Z-W6-01	BOMBY2	0855	Water	MAB	1308	22	273	2.0	hs029.d; Taken @ manifold bldg.
Z-W6-01 Duplicate	BOMBY3	0855	Water	MAB	1319	2.5	30	<2.0	hs029.d; Taken @ manifold bldg.
DI Blank	—	0730	Water	MAB	1331	<2.0	<2.0	<2.0	hs030.d
3000ug/L Cal. check	—	0750	Water	MAB	1342	3496. 117%	4006. 134%	3771. 126%	hs031.d; High recovery, Rarus.
DI Blank	—	0730	Water	MAB	1353	<2.0	<2.0	<2.0	hs032.d
3000ug/L Cal. check	—	0750	Water	MAB	1416	3369. 112%	3370. 112%	3459. 115%	hs034.d; Acceptable recovery.
DI Blank	—	0730	Water	MAB	1427	<2.0	<2.0	<2.0	hs035.d
						ppm	ppm	ppm	
Blank	—	—	Air	MAB	0945	<1.0	<1.0	NAF	B&K 1302
27.6 ppm Cal. check	—	—	Air	MAB	0947	<1.0	23.8 86%	NAF	B&K 1302 Acceptable recovery.
Z-A3-01	BOMBL8	0838	Air	MAB	0949	<1.0	<1.0	NAF	B&K 1302
Z-A2-01	BOMBL7	0836	Air	MAB	0951	<1.0	17.8	NAF	B&K 1302
Blank	—	—	Air	MAB	0953	<1.0	<1.0	NAF	B&K 1302

# 200-ZP-1 Daily Activity Log

Date: 11/25/97

0730	Arrived on-site at laboratory trailer located at Z-9 crib area. Turned on HP 5890 S/N 3235447685 <sup>ATTN: 11/25/97</sup> gas chromatograph and HP 7694 headspace analyzer. Loaded methods HSECFID.MTH (HP 5890) and HSECFID.HSM (HP 7694).
0735	Turned on B&K 1301.
0740	Split flow = 39.8 mL/min. Septum purge = 3.42 mL/min.
0745	Prepared new sample sequence "Z112597.S"
0750	Prepared calibration standards of 5, 100, 200, 2000, 4000, and 8000 ug/L and calibration check standards of 5 and 3000 ug/L
0820	Exited laboratory trailer to collect process water and air samples.
0859	Started calibration of HP 5890 gas chromatograph.
0900	Returned to laboratory trailer with samples. Process samples from extraction wells E0-3, E0-4, E0-5, and E0-6 collected from manifold house.
0905	Prepared 200-ZP-1 GW samples for analysis. Transferred 10 mL of each sample to clean 20 mL HP vial using the syringe transfer method.
0930	Prepared 183N samples for analysis. Transferred 10 mL of each sample to clean 20 mL HP vial using the syringe transfer method.
0945	Started analysis of process air samples using the B&K 1302 FTIR S/N 1747619 gas analyzer.
0953	Completed calibration of HP 5890 gas chromatograph. Calibration curves are acceptable.
0953	Completed analysis of process air samples. Analysis results are found on the following data sheet.
1026	5 ug/L calibration check: DCM = 4.68 (89%), TCM = 4.59 (92%), CCL = 5.01 (100%), TCE = 4.66 (93%), PCE = 4.41 (88%). Acceptable recoveries.
1048	5 ug/L calibration check: DCM = 4.80 (96%), TCM = 5.09 (102%), CCL = 5.01 (100%), TCE = 4.66 (93%), PCE = 4.41 (88%). Acceptable recoveries.
1116	Started analysis of process water samples.
1319	Completed analysis of process water samples.
1342	3000 ug/L calibration check: DCM = 3631 (112%), TCM = 3496 (117%), CCL = 4006 (134%), TCE = 3771 (126%), PCE = 3984 (133%). High recovery for CCL, TCE, and PCE. Rerun standard.
1416	3000 ug/L calibration check: DCM = 3287 (110%), TCM = 3369 (112%), CCL = 3370 (112%), TCE = 3459 (115%), PCE = 3491 (116%). Acceptable Recoveries.
1440	Loaded standby method, shut down equipment, left site.

M.H. Baechle / M.H. Baechle  
11/25/97

~~1.64~~

~~Used~~

**MOBILE LABORATORY DATA LOG SHEET**

Site Name: 200-ZP-1 Phase III & 183-N

Date: 12/04/97

Sample Number	HEIS Number	Sample Time	Sample Type	Sampler (Initials)	Analysis Time	Analytical Results			Comments
						TCM ug/L	CCl4 ug/L	TCE ug/L	
DI Blank	—	0800	Water	MAB	1044	<2.0	<2.0	<2.0	hs013.d
5ug/L Cal. check	—	0820	Water	MAB	1055	5.6 113%	6.6 132%	5.7 115%	hs014.d; High resp. fact. CCl4, Cal. table L1 updated to for all comp.
DI Blank	—	0800	Water	MAB	1106	<2.0	<2.0	<2.0	hs015.d
5ug/L Cal. check	—	0820	Water	MAB	1117	5.6 113%	5.9 118%	5.6 112%	hs016.d; Acceptable Recovery.
DI Blank	—	0800	Water	MAB	1127	<2.0	<2.0	<2.0	hs017.d
Z-T2-01	BOMBY4	0852	Water	MAB	1138	<2.0	3.1	<2.0	hs018.d;
Z-T2-01	BOMBY5	0852	Water	MAB	1149	<2.0	<2.0	<2.0	hs019.d;
Z-V1-01	BOMBY6	0854	Water	MAB	1200	<2.0	<2.0	<2.0	hs020.d
183N	BOMK48	1021	Water	MAB	1211	54	<2.0	<2.0	hs021.d; 12/03/97
Z-T1-01	BOMBY8	0856	Water	MAB	1222	13	1852	3.9	hs022.d
Z-W1-01	BOMBY9	0857	Water	MAB	1233	25	4839	9.2	hs023.d
Z-W2-01	BOMC00	0859	Water	MAB	1244	2.8	695	<2.0	hs024.d
Z-W3-01	BOMC01	0909	Water	MAB	1255	2.0	580	<2.0	hs025.d; Taken @ manifold bldg.
Z-W4-01	BOMC02	0911	Water	MAB	1306	26	2743	2.2	hs026.d; Taken @ manifold bldg.
Z-W5-01	BOMC03	0915	Water	MAB	1317	25	1974	10	hs027.d; Taken @ manifold bldg.
Z-W6-01	BOMC04	0917	Water	MAB	1328	22	198	<2.0	hs028.d; Taken @ manifold bldg.
DI Blank	—	0800	Water	MAB	1339	<2.0	<2.0	<2.0	hs029.d
3000ug/L Cal. check	—	0820	Water	MAB	1350	3094 103%	3618 121%	3324 111%	Acceptable recovery hs030.d; High recovery. Rerun. 0000 12/16/97
DI Blank	—	0800	Water	MAB	1401	<2.0	<2.0	<2.0	hs031.d
						ppm	ppm	ppm	
Blank	—	—	Air	MAB	0928	<1.0	<1.0	NAF	B&K 1302
27.6 ppm Cal. check	—	—	Air	MAB	0930	<1.0	24.5 89%	NAF	B&K 1302 Acceptable recovery.
Z-A3-01	BOMBM0	0903	Air	MAB	0932	<1.0	<1.0	NAF	B&K 1302
Z-A2-01	BOMBL9	0901	Air	MAB	0934	<1.0	18.5	NAF	B&K 1302
Blank	—	—	Air	MAB	0936	<1.0	<1.0	NAF	B&K 1302

## 200-ZP-1 Daily Activity Log

Date: 12/04/97

0755	Arrived on-site at laboratory trailer located at Z-9 crib area. Turned on HP 5890 S/N 3235447685 gas chromatograph and HP 7694 headspace analyzer. Loaded methods HSECDFID.MTH (HP 5890) and HSECDFID.HSM (HP 7694).
0757	Turned on B&K 1302.
0805	Split flow = 40.5 mL/min. Septum purge = 3.07 mL/min.
0810	Prepared new sample sequence "Z120497.S"
0815	Prepared calibration standards of 5, 100, 200, 2000, 4000, and 8000 ug/L and calibration check standards of 5 and 3000 ug/L
0835	Prepared 183-N sample for analysis. Transferred 10 mL sample to clean 20 mL HP vial using a pipette.
0845	Exited laboratory trailer to collect process water and air samples.
0921	Returned to laboratory trailer with samples. Process samples from extraction wells E0-3, E0-4, E0-5, and E0-6 collected from manifold house.
0928	Started calibration of HP 5890 gas chromatograph.
0928	Started analysis of process air samples using the B&K 1302 FTIR S/N 1747619 gas analyzer.
0936	Completed analysis of process air samples. Analysis results are found on the following data sheet.
1022	Completed calibration of HP 5890 gas chromatograph. Calibration curves are acceptable.
1055	5 ug/L calibration check: DCM = 5.14 (103%), TCM = 5.64 (113%), CCl <sub>4</sub> = 6.62 (132%), TCE = 5.73 (115%), PCE = 5.76 (115%). High response for CCl <sub>4</sub> , updated level 1 of the calibration table for all components prior to analysis of process samples.
1117	5 ug/L calibration check: DCM = 5.58 (112%), TCM = 5.64 (113%), CCl <sub>4</sub> = 5.91 (118%), TCE = 5.59 (112%), PCE = 5.33 (107%). Acceptable recoveries.
1138	Started analysis of process water samples.
1328	Completed analysis of process water samples.
1350	3000 ug/L calibration check: DCM = 2993 (100%), TCM = 3094 (103%), CCl <sub>4</sub> = 3618 (121%), TCE = 3324 (111%), PCE = 3543 (118%). Acceptable recoveries.
1550	Loaded standby method, shut down equipment, left site.

M.A. Baehler / M.G. Baehler 12/4/97

~~Not Used~~

**MOBILE LABORATORY DATA/LOG SHEET**

Site Name: 200-ZP-1 Phase III & 183-N

Date: 12/10/97

Sample Number	HEIS Number	Sample Time	Sample Type	Sampler (Initials)	Analysis Time	Analytical Results			Comments
						TCM ug/L	CCl4 ug/L	TCE ug/L	
DI Blank	—	0800	Water	MAB	1107	<2.0	<2.0	<2.0	hs015.d
5ug/L Cal. check	—	0835	Water	MAB	1118	<2.0	<2.0	<2.0	hs016.d; Low resp. fact. for all comp. Rerun.
DI Blank	—	0800	Water	MAB	1129	<2.0	<2.0	<2.0	hs017.d
5ug/L Cal. check	—	0835	Water	MAB	1140	<2.0	<2.0	<2.0	hs018.d; Low resp. fact. for all comp. Rerun.
5ug/L Cal. check	—	1120	Water	MAB	1150	4.2 83%	4.5 90%	4.4 89%	hs019.d; Acceptable Recovery.
DI Blank	—	0800	Water	MAB	1245	<2.0	<2.0	<2.0	hs024.d
Z-T2-01	B0MC05	0918	Water	MAB	1256	<2.0	<2.0	<2.0	hs025.d;
Z-V1-01	B0MC06	0922	Water	MAB	1308	<2.0	<2.0	<2.0	hs026.d
Z-V1-02	B0MC07	0922	Water	MAB	1319	<2.0	<2.0	<2.0	hs027.d
183N	B0MLF7	0758	Water	MAB	1330	52	<2.0	<2.0	hs028.d; 12/09/97
Z-T1-01	B0MC08	0924	Water	MAB	1341	20	2709	6.6	hs029.d
Z-W1-01	B0MC09	0926	Water	MAB	1352	23	4744	9.3	hs030.d
Z-W2-01	B0MC10	0928	Water	MAB	1403	3.4	600	2.1	hs031.d
Z-W3-01	B0MC11	0937	Water	MAB	1414	<2.0	162	<2.0	hs032.d; Taken @ manifold bldg.
Z-W4-01	B0MC12	0939	Water	MAB	1426	27	4037	3.4	hs033.d; Taken @ manifold bldg.
Z-W5-01	B0MC13	0943	Water	MAB	1436	24	2005	10	hs034.d; Taken @ manifold bldg.
Z-W6-01	B0MC14	0945	Water	MAB	1448	14	157	<2.0	hs035.d; Taken @ manifold bldg.
DI Blank	—	0800	Water	MAB	1458	<2.0	<2.0	<2.0	hs036.d
3000ug/L Cal. check	—	0835	Water	MAB	1509	3056 102%	3503 117%	3201 107%	hs037.d; Acceptable recovery.
DI Blank	—	0800	Water	MAB	1520	<2.0	<2.0	<2.0	hs038.d
						ppm	ppm	ppm	
Blank	—	—	Air	MAB	0955	<1.0	<1.0	NAF	B&K 1302
27.6 ppm Cal. check	—	—	Air	MAB	0957	<1.0	24.8 90%	NAF	B&K 1302 Acceptable recovery.
Z-A3-01	B0MBM2	0931	Air	MAB	0959	<1.0	<1.0	NAF	B&K 1302
Z-A2-01	B0MBM1	0929	Air	MAB	1001	<1.0	17.8	NAF	B&K 1302
Blank	—	—	Air	MAB	1003	<1.0	<1.0	NAF	B&K 1302

For instrument operation information, please refer to logbook EL-1329 page 126.

*M. A. Baechler / M. G. Baechler 12/10/97*

**MOBILE LABORATORY DATA/LOG SHEET**

Site Name: 200-ZP-1 Phase III

Date: 12/18/97

Sample Number	HEIS Number	Sample Time	Sample Type	Sampler (Initials)	Analysis Time	Analytical Results			Comments
						TCM ug/L	CCl4 ug/L	TCE ug/L	
DI Blank	---	0755	Water	MAB	1041	<2.0	<2.0	<2.0	hs013.d
5ug/L Cal. check	---	0820	Water	MAB	1052	5.6 111%	6.5 130%	5.7 114%	hs014.d; High resp. fact. CCl4, Cal table L1 updated to for all comp.
DI Blank	---	0755	Water	MAB	1103	<2.0	<2.0	<2.0	hs015.d
5ug/L Cal. check	---	0820	Water	MAB	1114	5.0 101%	5.3 106%	5.1 102%	hs016.d; Acceptable Recovery.
DI Blank	---	0755	Water	MAB	1125	<2.0	<2.0	<2.0	hs017.d
Z-T2-01	B0MC15	0854	Water	MAB	1136	<2.0	<2.0	<2.0	hs018.d;
Z-V1-01	B0MC16	0857	Water	MAB	1146	<2.0	<2.0	<2.0	hs019.d
Z-T1-01	B0MC17	0859	Water	MAB	1157	22	3853	7.8	hs020.d
Z-T1-02	B0MC18	0859	Water	MAB	1208	21	3479	7.2	hs021.d
Z-W1-01	B0MC19	0900	Water	MAB	1219	26	5653	9.8	hs022.d
Z-W2-01	B0MC20	0902	Water	MAB	1230	14	3468	12	hs023.d
Z-W3-01	B0MC21	0911	Water	MAB	1241	18	3699	5.3	hs024.d; Taken @ manifold bldg.
Z-W4-01	B0MC22	0913	Water	MAB	1251	45	7210	6.2	hs025.d; Taken @ manifold bldg.
Z-W5-01	B0MC23	0917	Water	MAB	1302	26	2245	11	hs026.d; Taken @ manifold bldg.
Z-W6-01	B0MC24	0919	Water	MAB	1313	22	233	<2.0	hs027.d; Taken @ manifold bldg.
DI Blank	---	0755	Water	MAB	1324	<2.0	<2.0	<2.0	hs028.d
3000ug/L Cal. check	---	0820	Water	MAB	1335	3216 107%	3714 124%	3406 114%	hs029.d; Acceptable recovery.
DI Blank	---	0755	Water	MAB	1346	<2.0	<2.0	<2.0	hs030.d
						ppm	ppm	ppm	
Blank	---	---	Air	MAB	0934	<1.0	<1.0	NAF	B&K 1302
27.6 ppm Cal. check	---	---	Air	MAB	0936	<1.0	24.4 88%	NAF	B&K 1302 Acceptable recovery.
Z-A3-01	B0MBM4	0906	Air	MAB	0938	<1.0	<1.0	NAF	B&K 1302
Z-A2-01	B0MBM3	0904	Air	MAB	0940	<1.0	22.0	NAF	B&K 1302
Blank	---	---	Air	MAB	0942	<1.0	<1.0	NAF	B&K 1302

MOBILE LABORATORY DATA/LOG SHEET

Site Name: 200-ZP-1 Phase III

Date: 12/23/97

Sample Number	HEIS Number	Sample Time	Sample Type	Sampler (Initials)	Analysis Time	Analytical Results			Comments
						TCM ug/L	CCl4 ug/L	TCE ug/L	
DI Blank	—	0740	Water	MAB	1022	<2.0	<2.0	<2.0	hs013.d
5ug/L Cal. check	—	0805	Water	MAB	1033	5.7 113%	6.9 137%	6.2 124%	hs014.d; High resp. fact. CCl4, Cal. table L1 updated to for all comp.
DI Blank	—	0740	Water	MAB	1044	<2.0	<2.0	<2.0	hs015.d
5ug/L Cal. check	—	0805	Water	MAB	1055	5.3 105%	5.4 107%	5.2 105%	hs016.d; Acceptable Recovery.
DI Blank	—	0740	Water	MAB	1106	<2.0	<2.0	<2.0	hs017.d
Z-T2-01	B0MC25	0831	Water	MAB	1140	<2.0	5.2	<2.0	hs018.d;
Z-V1-01	B0MC26	0833	Water	MAB	1151	<2.0	5.6	<2.0	hs019.d
183N	B0MR49	0815	Water	MAB	1203	83	<2.0	<2.0	hs020.d
Z-T1-01	B0MC27	0835	Water	MAB	1214	22	3938	8.1	hs021.d
Z-W1-01	B0MC28	0838	Water	MAB	1225	26	3938	10	hs022.d
Z-W1-02	B0MC29	0838	Water	MAB	1236	24	5512	10	hs023.d
Z-W2-01	B0MC30	0840	Water	MAB	1247	15	3598	12	hs024.d
Z-W3-01	B0MC31	0848	Water	MAB	1258	17	3355	5.1	hs025.d; Taken @ manifold bldg.
Z-W4-01	B0MC32	0850	Water	MAB	1309	42	7073	6.0	hs026.d; Taken @ manifold bldg.
Z-W5-01	B0MC33	0856	Water	MAB	1320	24	2114	10	hs027.d; Taken @ manifold bldg.
Z-W6-01	B0MC34	0858	Water	MAB	1332	22	229	<2.0	hs028.d; Taken @ manifold bldg.
DI Blank	—	0740	Water	MAB	1343	<2.0	<2.0	<2.0	hs029.d
3000ug/L Cal. check	—	0805	Water	MAB	1354	3200 107%	3832 128%	3435 115%	hs030.d; High response for CCl4, rerun
DI Blank	—	0740	Water	MAB	1405	<2.0	<2.0	<2.0	hs031.d
Z-T2-02	B0MC35	1210	Water	MAB	1417	<2.0	7.1	<2.0	hs032.d;
Z-V1-02	B0MC36	1212	Water	MAB	1428	<2.0	7.0	<2.0	hs033.d
3000ug/L Cal. check	—	1405	Water	MAB	1451	2978 97%	2708 90%	2806 94%	hs034.d; Acceptable recovery.
DI Blank	—	0740	Water	MAB	1439	<2.0	<2.0	<2.0	hs035.d
						ppm	ppm	ppm	
Blank	—	—	Air	MAB	0917	<1.0	<1.0	<2.0	B&K 1301
27.6 ppm Cal. check	—	—	Air	MAB	0941	<1.0	28.6 104%	<2.0	B&K 1301 Acceptable recovery.
Z-A3-01	B0MBM6	0843	Air	MAB	0925	<1.0	<1.0	<2.0	B&K 1301
Z-A2-01	B0MBM5	1841	Air	MAB	0929	<1.0	25.6	<2.0	B&K 1301
Blank	—	—	Air	MAB	0933	<1.0	<1.0	<2.0	B&K 1301

**MOBILE LABORATORY DATA/LOG SHEET**

Site Name: 200-ZP-1 Phase III

Date: 12/2

Sample Number	HEIS Number	Sample Time	Sample Type	Sampler (Initials)	Analysis Time	Analytical Results			Comments
						TCM ug/L	CCl4 ug/L	TCE ug/L	
DI Blank	—	0955	Water	MAB	1113	<2.0	<2.0	<2.0	hs005.d
Sug/L Cal. check	—	1005	Water	MAB	1123	5.0 99%	4.3 86%	5.4 107%	hs006.d; High resp. fact. CCl4 table L1 updated to for all cor
DI Blank	—	0955	Water	MAB	1134	<2.0	<2.0	<2.0	hs007.d
Sug/L Cal. check	—	1005	Water	MAB	1145	5.6 112%	5.2 104%	6.2 123%	hs008.d; Acceptable Recover
DI Blank	—	0955	Water	MAB	1157	<2.0	<2.0	<2.0	hs009.d
Z-T2-01	B0MC37	0831	Water	MAB	1208	<2.0	10	<2.0	hs010.d;
Z-V1-01	B0MC38	0833	Water	MAB	1219	<2.0	11	<2.0	hs011.d
Sug/L Cal. check	—	1005	Water	MAB	1230	6.5 130%	6.8 136%	7.5 150%	hs012.d; High Recovery.
DI Blank	—	0955	Water	MAB	1241	<2.0	<2.0	<2.0	hs013.d

For instrument operation information, please refer to logbook EL-1329, page 130

*M.H. Beecher / M.G. Burtner*

*1/24 - 1/25*

**MOBILE LABORATORY DATA/LOG SHEET**

Site Name: 200-ZP-1 Phase III

Date: 12/29/97

Sample Number	HEIS Number	Sample Time	Sample Type	Sampler (Initials)	Analysis Time	Analytical Results			Comments
						TCM ug/L	CCl4 ug/L	TCE ug/L	
DI Blank	—	0750	Water	MAB	1129	<2.0	<2.0	<2.0	hs013.d
5ug/L Cal. check	—	0845	Water	MAB	1140	5.5 109%	6.4 128%	6.0 119%	hs014.d; High resp. fact. CCl4, Cal. table L1 updated to for all comp.
DI Blank	—	0750	Water	MAB	1151	<2.0	<2.0	<2.0	hs015.d
5ug/L Cal. check	—	0845	Water	MAB	1202	4.8 97%	5.0 101%	4.9 98%	hs016.d; Acceptable Recovery.
DI Blank	—	0750	Water	MAB	1214	<2.0	<2.0	<2.0	hs017.d
Z-T2-01	B0MC39	1306	Water	MAB	1519	<2.0	4.8	<2.0	hs001a.d;
Z-V1-01	B0MC40	1310	Water	MAB	1530	<2.0	<2.0	<2.0	hs002a.d
Z-T1-01	B0MC41	1315	Water	MAB	1541	12	2068	2.6	hs003a.d
DI Blank	—	0750	Water	MAB	1552	<2.0	<2.0	<2.0	hs004a.d
DI Blank	—	0750	Water	MAB	1603	<2.0	<2.0	<2.0	hs005a.d
Z-T2-01	B0MC42	1424	Water	MAB	1614	<2.0	<2.0	<2.0	hs006a.d
Z-V1-01	B0MC43	1426	Water	MAB	1625	<2.0	<2.0	<2.0	hs007a.d
Z-T1-01	B0MC44	1428	Water	MAB	1636	<2.0	307	<2.0	hs008a.d
DI Blank	—	0750	Water	MAB	1647	<2.0	<2.0	<2.0	hs009a.d
3000ug/L Cal. check	—	0845	Water	MAB	1658	2999 100%	3454 115%	3088 103%	hs010a.d; Acceptable Recovery.
DI Blank	—	0750	Water	MAB	1709	<2.0	<2.0	<2.0	hs011a.d

For instrument operation information, please refer to logbook EL-1329, page 131

*M.A. Buehler / M.G.T. Buehler 12/29/97*

*Not Used*

**MOBILE LABORATORY DATA/LOG SHEET**

Site Name: 200-ZP-1 Phase III

Date: 1/06/98

Sample Number	HEIS Number	Sample Time	Sample Type	Sampler (Initials)	Analysis Time	Analytical Results			Comments
						TCM ug/L	CCl4 ug/L	TCE ug/L	
Z-T2-01	B0MVM0	0731	Water	MAB	0816	<2.0	<2.0	<2.0	hs002.d; 12/31/97 Calibration, Process in standby
Z-V1-01	B0MVM1	0733	Water	MAB	0827	<2.0	<2.0	<2.0	hs003.d; 12/31/97 Calibration, Process in standby
Z-T1-01	B0MVM2	0735	Water	MAB	0839	26	3766	6.9	hs004.d; 12/31/97 Calibration, Process in standby
DI Blank	—	0640	Water	MAB	1104	<2.0	<2.0	<2.0	hs017.d
5ug/L Cal. check	—	0750	Water	MAB	1115	5.7 114%	6.6 132%	6.2 124%	hs018.d; High resp. fact. CCl4, Cal. table L1 updated to for all comp.
DI Blank	—	0640	Water	MAB	1126	<2.0	<2.0	<2.0	hs019.d
5ug/L Cal. check	—	0750	Water	MAB	1138	4.7 93%	4.9 98%	4.7 94%	hs020.d; Acceptable Recovery.
DI Blank	—	0640	Water	MAB	1149	<2.0	<2.0	<2.0	hs021.d
Z-T2-02	B0MVM3	1019	Water	MAB	1200	<2.0	<2.0	<2.0	hs022.d; Process recirculating
Z-V1-02	B0MVM4	1022	Water	MAB	1212	<2.0	<2.0	<2.0	hs023.d; Process recirculating
Z-T1-02	B0MVM5	1024	Water	MAB	1223	8.2	1312	<2.0	hs024.d; Process recirculating
DI Blank	—	0640	Water	MAB	1234	<2.0	<2.0	<2.0	hs025.d;
Z-T2-03	B0MVM6	1220	Water	MAB	1246	<2.0	<2.0	<2.0	hs026.d; Process recirculating
Z-V1-03	B0MVM7	1222	Water	MAB	1257	<2.0	<2.0	<2.0	hs027.d; Process recirculating
Z-T1-03	B0MVM8	1224	Water	MAB	1308	<2.0	108	<2.0	hs028.d; Process recirculating
DI Blank	—	0640	Water	MAB	1320	<2.0	<2.0	<2.0	hs029.d;
3000ug/L Cal. check	—	0750	Water	MAB	1331	3031 101%	3203 107%	3049 102%	hs030.d; Acceptable Recovery.
DI Blank	—	0640	Water	MAB	1342	<2.0	<2.0	<2.0	hs031.d;
DI Blank	—	0640	Water	MAB	1431	<2.0	<2.0	<2.0	hs032.d;
Z-T2-04	B0MVM9	1422	Water	MAB	1454	<2.0	<2.0	<2.0	hs034.d; Process recirculating
Z-V1-04	B0MVN0	1424	Water	MAB	1505	<2.0	<2.0	<2.0	hs035.d; Process recirculating
Z-T1-04	B0MVN1	1427	Water	MAB	1516	<2.0	13	<2.0	hs036.d; Process recirculating
DI Blank	—	0640	Water	MAB	1527	<2.0	<2.0	<2.0	hs037.d;

For instrument operation information, please refer to logbook EL-1329, page 134

*Handwritten signature/initials*

**MOBILE LABORATORY DATA/LOG SHEET**

Site Name: 200-ZP-1 Phase III

Date: 1/07/98

Sample Number	HEIS Number	Sample Time	Sample Type	Sampler (Initials)	Analysis Time	Analytical Results			Comments
						TCM ug/L	CCl4 ug/L	TCE ug/L	
DI Blank	—	0643	Water	MAB	0925	<2.0	<2.0	<2.0	hs013.d
5ug/L Cal. check	—	0705	Water	MAB	0936	5.5 111%	7.2 144%	6.0 120%	hs014.d; High resp. fact. CCl4, Cal. table L1 updated to for all comp.
DI Blank	—	0643	Water	MAB	0948	<2.0	<2.0	<2.0	hs015.d
5ug/L Cal. check	—	0705	Water	MAB	0959	5.4 108%	5.8 116%	5.5 110%	hs016.d; Acceptable Recovery.
DI Blank	—	0643	Water	MAB	1011	<2.0	<2.0	<2.0	hs017.d
Z-T2-01	B0MVN2	0923	Water	MAB	1022	<2.0	<2.0	<2.0	hs018.d; Process recirculating
Z-V1-01	B0MVN3	0925	Water	MAB	1033	<2.0	<2.0	<2.0	hs019.d; Process recirculating
Z-T1-01	B0MVN4	0927	Water	MAB	1045	<2.0	23	<2.0	hs020.d; Process recirculating
DI Blank	—	0643	Water	MAB	1056	<2.0	<2.0	<2.0	hs021.d;
DI Blank	—	0643	Water	MAB	1131	<2.0	<2.0	<2.0	hs024.d;
Z-T1-02	B0MVN5	1109	Water	MAB	1142	<2.0	15	<2.0	hs025.d; Process recirculating
DI Blank	—	0643	Water	MAB	1348	<2.0	<2.0	<2.0	hs036.d;
100ug/L Cal. check	—	1220	Water	MAB	1359	108 108%	93 93%	101 101%	hs030.d; Acceptable Recovery.
DI Blank	—	0643	Water	MAB	1410	<2.0	<2.0	<2.0	hs038.d;

For instrument operation information, please refer to logbook EL-1329, page 135

*M. H. Daulton / M. G. Baubler 1/7/98*

*MH Used*

**MOBILE LABORATORY DATA/LOG SHEET**

Site Name: 200-ZP-1 Phase III

Date: 1/08/98

Sample Number	HEIS Number	Sample Time	Sample Type	Sampler (Initials)	Analysis Time	Analytical Results			Comments
						TCM ug/L	CCl4 ug/L	TCE ug/L	
DI Blank	—	0900	Water	MAB	1140	<2.0	<2.0	<2.0	hs013.d
Sug/L Cal. check	—	0925	Water	MAB	1151	6.1 122%	8.2 164%	6.7 134%	hs014.d; High resp. fact. PCE and CCl4, Cal. table L1 updated to fo all comp.
DI Blank	—	0900	Water	MAB	1202	<2.0	<2.0	<2.0	hs015.d
Sug/L Cal. check	—	0925	Water	MAB	1213	5.3 109%	5.2 104%	5.3 105%	hs016.d; Acceptable Recovery.
DI Blank	—	0900	Water	MAB	1225	<2.0	<2.0	<2.0	hs017.d
Z-V1-01	B0MVN6	1116	Water	MAB	1258	<2.0	2.3	<2.0	hs020.d;
DI Blank	—	0900	Water	MAB	1358	<2.0	<2.0	<2.0	hs023.d;
100ug/L Cal. check	—	1355	Water	MAB	1417	114 114%	110 110%	112 112%	hs024.d; Acceptable Recovery.
DI Blank	—	0900	Water	MAB	1428	<2.0	<2.0	<2.0	hs025.d;

For instrument operation information, please refer to logbook EL-1329, page 136

*M.H. Buehler M.H. Buehler 1/6/98*

*Net Used*

**MOBILE LABORATORY DATA/LOG SHEET**

Site Name: 200-ZP-1 Phase III

Date: 1/09/98

Sample Number	HEIS Number	Sample Time	Sample Type	Sampler (Initials)	Analysis Time	Analytical Results			Comments
						TCM ug/L	CCl4 ug/L	TCE ug/L	
DI Blank	—	0855	Water	MAB	1132	<2.0	<2.0	<2.0	hs013.d
5ug/L Cal. check	—	0910	Water	MAB	1143	5.7 115%	7.0 140%	6.1 121%	hs014.d; High resp. fact. CCl4, Cal. table L1 updated to for all comp.
DI Blank	—	0855	Water	MAB	1154	<2.0	<2.0	<2.0	hs015.d
5ug/L Cal. check	—	0910	Water	MAB	1206	5.4 109%	5.6 113%	5.5 109%	hs016.d; Acceptable Recovery.
DI Blank	—	0855	Water	MAB	1217	<2.0	<2.0	<2.0	hs017.d
Z-T2-01	B0MVN7	1415	Water	MAB	1449	<2.0	<2.0	<2.0	hs020.d;
Z-V1-01	B0MVN8	1418	Water	MAB	1500	<2.0	<2.0	<2.0	hs021.d;
Z-T1-01	B0MVN9	1422	Water	MAB	1511	40	2484	4.1	hs022.d;
DI Blank	—	0855	Water	MAB	1522	<2.0	<2.0	<2.0	hs023.d;
3000ug/L Cal. check	—	1300	Water	MAB	1533	3433 114%	3786 126%	3676 123%	hs024.d; High CCl4 recovery.
DI Blank	—	0855	Water	MAB	1544	<2.0	<2.0	<2.0	hs025.d;

For instrument operation information, please refer to logbook EL-1329, page 137

*M. H. Buchler / M. H. Buchler 1/9/98*

*Not Used*

**MOBILE LABORATORY DATA/LOG SHEET**

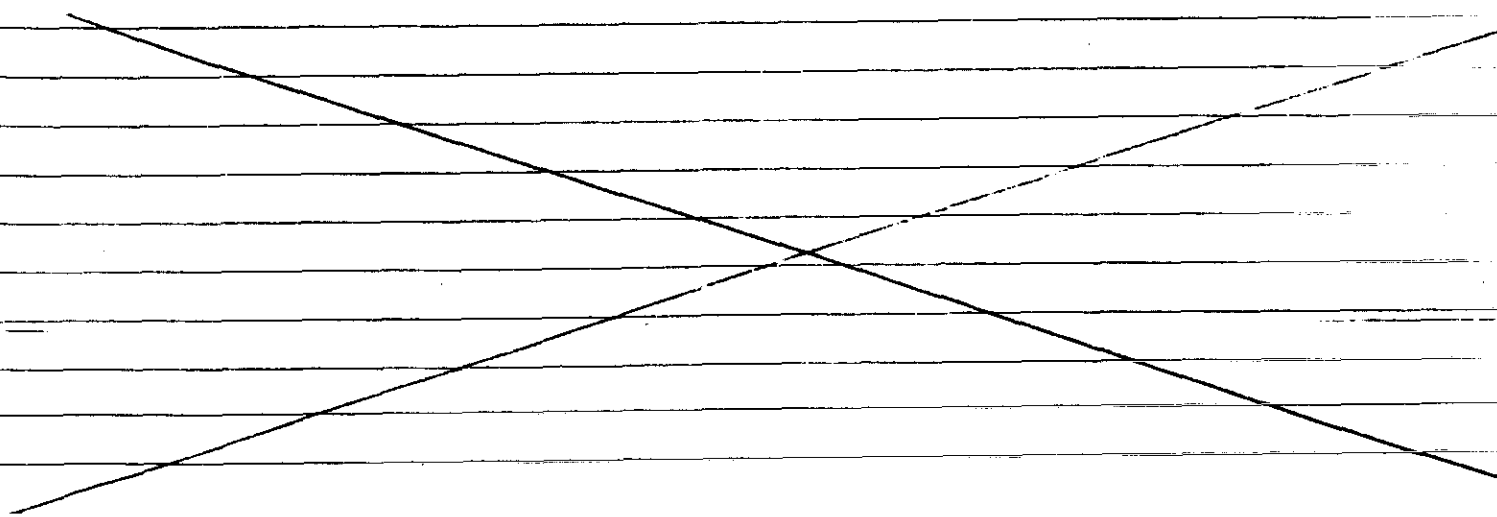
Site Name: 200-ZP-1 Phase III

Date: 1/13/98

Sample Number	HEIS Number	Sample Time	Sample Type	Sampler (Initials)	Analysis Time	Analytical Results			Comments
						TCM ug/L	CCl4 ug/L	TCE ug/L	
DI Blank	—	0820	Water	MAB	1104	<2.0	<2.0	<2.0	hs013.d
Sug/L Cal. check	—	0925	Water	MAB	1116	5.9 117%	6.8 136%	6.2 124%	hs014.d; High resp. fact. CCl4, Cal. table L1 updated to for all comp.
DI Blank	—	0820	Water	MAB	1127	<2.0	<2.0	<2.0	hs015.d
Sug/L Cal. check	—	0925	Water	MAB	1138	5.1 102%	5.7 115%	5.3 106%	hs016.d; Acceptable Recovery.
DI Blank	—	0820	Water	MAB	1150	<2.0	<2.0	<2.0	hs017.d
Z-T2-01	B0MVR4	0910	Water	MAB	1201	<2.0	3.0	<2.0	hs018.d;
Z-V1-01	B0MVR5	0912	Water	MAB	1212	<2.0	3.3	<2.0	hs019.d;
Z-V1-02	B0MVR6	0913	Water	MAB	1223	<2.0	2.9	<2.0	hs020.d; Sample filtered
104-V03	B0MVR8	0900	Water	MAB	1235	<2.0	<2.0	<2.0	hs021.d; Injection building
Z-T1-01	B0MVR7	0916	Water	MAB	1246	23	4212	8.4	hs022.d;
DI Blank	—	0820	Water	MAB	1342	<2.0	<2.0	<2.0	hs027.d;
3000ug/L Cal. check	—	1300	Water	MAB	1433	3149 105%	2945 98%	3026 101%	hs001a.d; Acceptable Recovery.
DI Blank	—	0820	Water	MAB	1444	<2.0	<2.0	<2.0	hs002a.d;

For instrument operation information, please refer to logbook EL-1329-1, page 2

*M. A. Baehler / M. G. Baehler 1/13/98*



**MOBILE LABORATORY DATA/LOG SHEET**

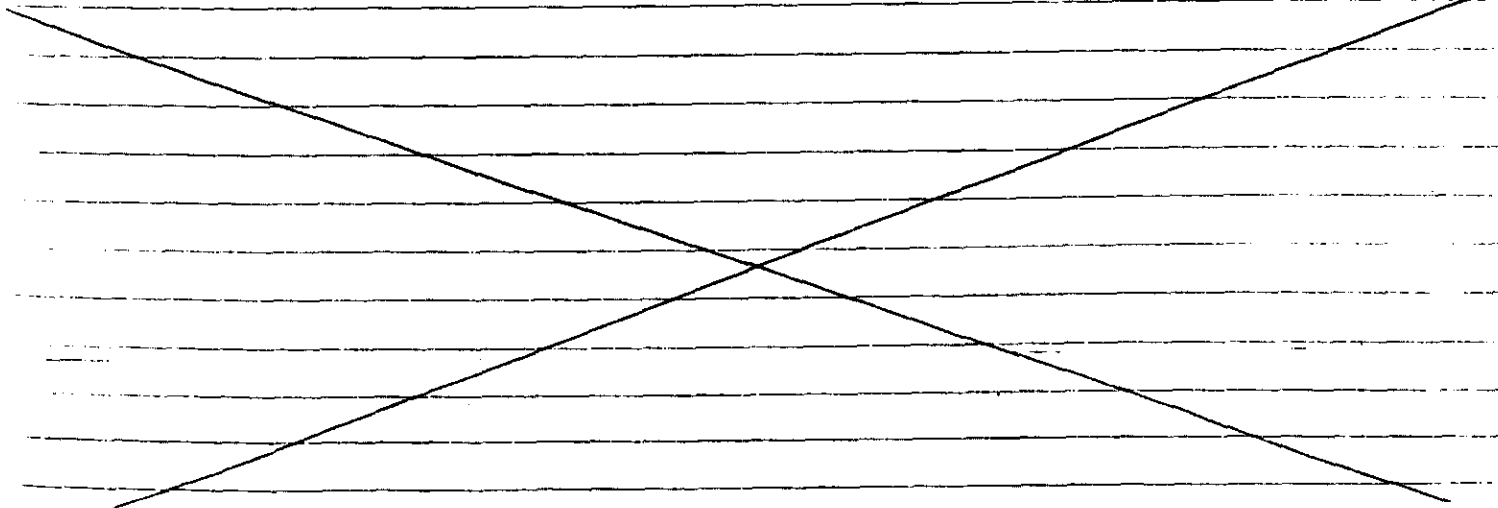
Site Name: 200-ZP-1 Phase III

Date: 1/14/98

Sample Number	HEIS Number	Sample Time	Sample Type	Sampler (Initials)	Analysis Time	Analytical Results			Comments
						TCM ug/L	CCl4 ug/L	TCE ug/L	
DI Blank	—	0717	Water	MAB	0953	<2.0	<2.0	<2.0	hs013.d
5ug/L Cal. check	—	0740	Water	MAB	1004	5.0 100%	5.7 114%	5.2 104%	hs014.d; Acceptable recovery
DI Blank	—	0717	Water	MAB	1037	<2.0	<2.0	<2.0	hs017.d
Z-T2-01	B0MVR9	0836	Water	MAB	1049	<2.0	4.5	<2.0	hs018.d;
DI Blank	—	0717	Water	MAB	1100	<2.0	<2.0	<2.0	hs019.d
3000ug/L Cal. check	—	0740	Water	MAB	1339	3159 105%	3599 120%	3280 109%	hs022.d; Acceptable recovery
DI Blank	—	0717	Water	MAB	1350	<2.0	<2.0	<2.0	hs023.d
DI Blank	—	0717	Water	MAB	1401	<2.0	<2.0	<2.0	hs024.d
Z-T2-01	B0MVT0	1300	Water	MAB	1412	<2.0	3.9	<2.0	hs025.d;
104-V03	B0MVT1	1317	Water	MAB	1423	<2.0	<2.0	<2.0	hs026.d; Injection building
Z-V1-01	B0MVT2	1304	Water	MAB	1434	<2.0	3.9	<2.0	hs027.d;
Z-T1-01	B0MVT3	1307	Water	MAB	1445	23	4146	7.9	hs028.d;
DI Blank	—	0717	Water	MAB	1456	<2.0	<2.0	<2.0	hs029.d;

For instrument operation information, please refer to logbook EL-1329-1, page 3

*M.H. Baubler / M.H. Baubler 1/14/98*



**MOBILE LABORATORY DATA/LOG SHEET**

Site Name: 200-ZP-1 Phase III

Date: 1/15/98

Sample Number	HEIS Number	Sample Time	Sample Type	Sampler (Initials)	Analysis Time	Analytical Results			Comments
						TCM ug/L	CCl4 ug/L	TCE ug/L	
DI Blank	—	0930	Water	IDJ	1122	<2.0	<2.0	<2.0	hs012.d
100ug/L Cal. check	—	0930	Water	IDJ	1133	108 108%	117 117%	108 108%	hs013.d; High resp. fact. CCl4, Cal. table L1 updated to for all comp.
DI Blank	—	0930	Water	IDJ	1206	<2.0	<2.0	<2.0	hs017.d
Z-T2-01	B0MVT4	1023	Water	IDJ	1217	<2.0	<2.0	<2.0	hs017.d;
Z-V1-01	B0MVT5	1027	Water	IDJ	1228	<2.0	2.4	<2.0	hs018.d
Z-INJ-01	B0MVT6	1100	Water	IDJ	1239	<del>2.0</del> 83	<del>117</del> <2.0	<2.0	hs019.d; Injection building
Z-T1-01	B0MVT7	1025	Water	IDJ	1250	20	2986	6.8	hs020.d
Z-W1-01	B0MVT8	1029	Water	IDJ	1301	24	5159	9.3	hs021.d
Z-W1-02	B0MVT9	1029	Water	IDJ	1312	22	4348	8.3	hs022.d
Z-W2-01	B0MVV0	1031	Water	IDJ	1323	14	2766	11	hs023.d
Z-W3-01	B0MVV1	1041	Water	IDJ	1334	16	2786	5.0	hs024.d; Taken @ manifold bldg.
Z-W4-01	B0MVV2	1039	Water	IDJ	1345	36	5550	5.2	hs025.d; Taken @ manifold bldg.
Z-W5-01	B0MVV3	1049	Water	IDJ	1356	22	1625	8.4	hs026.d; Taken @ manifold bldg.
Z-W6-01	B0MVV4	1046	Water	IDJ	1406	20	197	<2.0	hs027.d; Taken @ manifold bldg.
DI Blank	—	0930	Water	IDJ	1417	<2.0	<2.0	<2.0	hs028.d
3000ug/L Cal. check	—	0930	Water	IDJ	1428	3162 105%	3281 109%	3243 108%	hs029.d
DI Blank	—	0930	Water	IDJ	1439	<2.0	<2.0	<2.0	hs030.d
						ppm	ppm	ppm	
Blank	—	—	Air	IDJ	1141	<1.0	<1.0	<2.0	B&K 1301
27.6 ppm Cal. check	—	—	Air	IDJ	1145	<1.0	27.8 101%	<2.0	B&K 1301 Acceptable recovery.
Z-A3-01	B0MBM8	1020	Air	IDJ	1153	<1.0	<1.0	<2.0	B&K 1301
Z-A2-01	B0MBM7	1018	Air	IDJ	1156	<1.0	17.9	<2.0	B&K 1301
Blank	—	—	Air	IDJ	1159	<1.0	<1.0	<2.0	B&K 1301

For instrument operation information, please refer to logbook EL-1329-1, page 4

*W.H. [Signature]*

**MOBILE LABORATORY DATA/LOG SHEET**

Site Name: 200-ZP-1 Phase III

Date: 1/16/98

Sample Number	HEIS Number	Sample Time	Sample Type	Sampler (Initials)	Analysis Time	Analytical Results			Comments
						TCM ug/L	CCl4 ug/L	TCE ug/L	
DI Blank	—	0840	Water	MAB	1146	<2.0	<2.0	<2.0	hs012.d
100ug/L Cal. check	—	0935	Water	MAB	1157	25 95%	108 108%	99 99%	hs013.d; Acceptable recovery
DI Blank	—	0840	Water	MAB	1231	<2.0	<2.0	<2.0	hs016.d
Z-T2-01	B0MVV5	1008	Water	MAB	1243	<2.0	<2.0	<2.0	hs017.d;
Z-V1-01	B0MVV6	1011	Water	MAB	1254	<2.0	<2.0	<2.0	hs018.d;
Z-V1-02	B0MVV7	1012	Water	MAB	1306	<2.0	<2.0	<2.0	hs019.d; Sample filtered
104-V03	B0MVV8	1021	Water	MAB	1317	<2.0	<2.0	<2.0	hs020.d; Injection building
Z-T1-01	B0MVV9	1014	Water	MAB	1341	23	4133	7.5	hs022.d;
DI Blank	—	0840	Water	MAB	1352	<2.0	<2.0	<2.0	hs023.d;
3000ug/L Cal. check	—	1300	Water	MAB	1404	3205 107%	3713 124%	3411 114%	hs024.d; Acceptable recovery
DI Blank	—	0840	Water	MAB	1415	<2.0	<2.0	<2.0	hs025.d;

For instrument operation information, please refer to logbook EL-1329-1, page 5

*M.H. Buchter / M.G. Buchter 1/16/98*

*Not Used*

**MOBILE LABORATORY DATA/LOG SHEET**

Site Name: 200-ZP-1 Phase III

Date: 1/19/98

Sample Number	HEIS Number	Sample Time	Sample Type	Sampler (Initials)	Analysis Time	Analytical Results			Comments
						TCM ug/L	CCl4 ug/L	TCE ug/L	
DI Blank	—	0705	Water	MAB	1019	<2.0	<2.0	<2.0	hs016.d
Z-T2-01	B0MVW0	0750	Water	MAB	1030	<2.0	<2.0	<2.0	hs017.d;
Z-V1-01	B0MVW1	0752	Water	MAB	1042	<2.0	<2.0	<2.0	hs018.d;
104-V03	B0MVW2	0817	Water	MAB	1053	<2.0	<2.0	<2.0	hs019.d; Injection building
Z-T1-01	B0MVW3	0755	Water	MAB	1105	23	4047	7.7	hs020.d;
DI Blank	—	0705	Water	MAB	1117	<2.0	<2.0	<2.0	hs021.d;
100ug/L Cal. check	—	1000	Water	MAB	1128	103 103%	102 102%	100 100%	hs022.d; Acceptable recovery
DI Blank	—	0705	Water	MAB	1140	<2.0	<2.0	<2.0	hs023.d;
3000ug/L Cal. check	—	1130	Water	MAB	1239	3247 108%	2858 95%	3053 102%	hs028.d; Acceptable recovery
DI Blank	—	0705	Water	MAB	1251	<2.0	<2.0	<2.0	hs029.d;

For instrument operation information, please refer to logbook EL-1329-1, page 6

*M.H. Bruckner / M.H. Bruckner 1/19/98*

*Not Used*

**MOBILE LABORATORY DATA/LOG SHEET**

Site Name: 200-ZP-1 Phase III

Date: 1/21/98

Sample Number	HEIS Number	Sample Time	Sample Type	Sampler (Initials)	Analysis Time	Analytical Results			Comments
						TCM ug/L	CCl4 ug/L	TCE ug/L	
DI Blank	—	0720	Water	MAB	0944	<2.0	<2.0	<2.0	hs012.d
100ug/L Cal. check	—	0735	Water	MAB	0955	100 100%	99 99%	100 100%	hs013.d; Acceptable recoveries.
DI Blank	—	0720	Water	MAB	1006	<2.0	<2.0	<2.0	hs016.d
Z-T2-01	B0MVW4	0927	Water	MAB	1040	<2.0	<2.0	<2.0	hs017.d;
Z-V1-01	B0MVW5	0939	Water	MAB	1051	<2.0	<2.0	<2.0	hs018.d
Z-INJ-01	B0MVW6	0857	Water	MAB	1102	<2.0	<2.0	<2.0	hs019.d; Injection building
Z-T1-01	B0MVW7	0957	Water	MAB	1124	24	3693	6.9	hs021.d
Z-W1-01	B0MVW8	1037	Water	MAB	1143	28	5884	10	hs022.d
Z-W2-01	B0MVW9	1052	Water	MAB	1154	16	3512	12	hs023.d
Z-W2-02	B0MVX0	1052	Water	MAB	1205	16	3402	12	hs024.d
Z-W3-01	B0MVX1	1145	Water	MAB	1251	19	3267	4.4	hs028.d; Taken @ manifold bldg.
Z-W4-01	B0MVX2	1158	Water	MAB	1302	43	5779	4.0	hs029.d; Taken @ manifold bldg.
Z-W5-01	B0MVX3	1230	Water	MAB	1313	25	1636	7.9	hs030.d; Taken @ manifold bldg.
Z-W6-01	B0MVX4	1251	Water	MAB	1325	23	171	<2.0	hs031.d; Taken @ manifold bldg.
DI Blank	—	0720	Water	MAB	1336	<2.0	<2.0	<2.0	hs032.d
3000ug/L Cal. check	—	0735	Water	MAB	1228	3188 106%	3228 108%	3218 107%	hs026.d; Acceptable recoveries
DI Blank	—	0720	Water	MAB	1239	<2.0	<2.0	<2.0	hs027.d
						ppm	ppm	ppm	
Blank	—	—	Air	MAB	1345	<1.0	<1.0	<2.0	B&K 1301
27.6 ppm Cal. check	—	—	Air	MAB	1353	<1.0	28.1 102%	<2.0	B&K 1301 Acceptable recovery.
Z-A3-01	B0MBN0	1107	Air	MAB	1357	<1.0	<1.0	<2.0	B&K 1301
Z-A2-01	B0MBM9	1115	Air	MAB	1401	<1.0	15.3	<2.0	B&K 1301
Blank	—	—	Air	MAB	1405	<1.0	<1.0	<2.0	B&K 1301

For instrument operation information, please refer to logbook EL-1329-1, page 7

*A. H. Baucke, M. G. Baucke, 1/21/98*

**MOBILE LABORATORY DATA/LOG SHEET**

Site Name: 200-ZP-1 Phase III

Date: 1/28/98

Sample Number	HEIS Number	Sample Time	Sample Type	Sampler (Initials)	Analysis Time	Analytical Results			Comments
						TCM ug/L	CCl4 ug/L	TCE ug/L	
DI Blank	—	0720	Water	MAB	0950	<2.0	<2.0	<2.0	hs012.d
100ug/L Cal. check	—	0740	Water	MAB	1002	97	90	95	hs013.d; Acceptable recoveries.
						97%	90%	95%	
DI Blank	—	0720	Water	MAB	1013	<2.0	<2.0	<2.0	hs014.d
Z-T2-01	B0MVX5	0823	Water	MAB	1047	<2.0	<2.0	<2.0	hs017.d;
Z-V1-01	B0MVX6	0825	Water	MAB	1059	<2.0	<2.0	<2.0	hs018.d
Z-INJ-01	B0MVX7	0815	Water	MAB	1111	<2.0	<2.0	<2.0	hs019.d; Injection building
Z-T1-01	B0MVX8	0827	Water	MAB	1122	23	4158	7.0	hs020.d
Z-W1-01	B0MVX9	0829	Water	MAB	1134	27	6378	9.9	hs021.d
Z-W2-01	B0MVY0	0831	Water	MAB	1145	15	4011	<2.0	hs022.d
Z-W3-01	B0MVY1	0844	Water	MAB	1157	17	3645	4.8	hs023.d; Taken @ manifold bldg.
Z-W3-02	B0MVY2	0844	Water	MAB	1208	18	3719	5.2	hs024.d
Z-W4-01	B0MVY3	0846	Water	MAB	1220	42	7094	5.4	hs025.d; Taken @ manifold bldg.
Z-W5-01	B0MVY4	0853	Water	MAB	1232	25	2287	9.9	hs026.d; Taken @ manifold bldg.
Z-W6-01	B0MVY5	0851	Water	MAB	1244	23	229	<2.0	hs027.d; Taken @ manifold bldg.
DI Blank	—	0720	Water	MAB	1255	<2.0	<2.0	<2.0	hs032.d
3000ug/L Cal. check	—	0740	Water	MAB	1405	2930	2828	2897	hs034.d; Acceptable recoveries
						98%	94%	97%	
DI Blank	—	0720	Water	MAB	1417	<2.0	<2.0	<2.0	hs035.d
						ppm	ppm	ppm	
Blank	—	—	Air	MAB	0941	<1.0	<1.0	<2.0	B&K 1301
27.6 ppm Cal. check	—	—	Air	MAB	0945	<1.0	28.3	<2.0	B&K 1301 Acceptable recovery.
							103%		
Z-A3-01	B0MBN2	0837	Air	MAB	0949	<1.0	<1.0	<2.0	B&K 1301
Z-A2-01	B0MBN1	0833	Air	MAB	0953	<1.0	14.1	<2.0	B&K 1301
Blank	—	—	Air	MAB	0957	<1.0	<1.0	<2.0	B&K 1301

For instrument operation information, please refer to logbook EL-1329-1, page 10

*M.A. Baehler / M.G. Baehler 1/28/98*

**MOBILE LABORATORY DATA/LOG SHEET**

Site Name: 200-ZP-1 Phase III

Date: 2/05/98

Sample Number	HEIS Number	Sample Time	Sample Type	Sampler (Initials)	Analysis Time	Analytical Results			Comments
						TCM ug/L	CCl4 ug/L	TCE ug/L	
DI Blank	—	1030	Water	IDJ	1124	<2.0	<2.0	<2.0	
5 ug/L Cal. check	—	1030	Water	IDJ	1211	3.2 78%	4.5 90%	3.5 70%	TCE low recovery.
Z-T2-01	B0M VY6	0920	Water	MAB	1155	<2.0	<2.0	<2.0	
Z-V1-01	B0M VY7	0923	Water	MAB	1201	<2.0	<2.0	<2.0	
Z-INJ-01	B0M VY8	0906	Water	MAB	1206	<2.0	<2.0	<2.0	Injection building
Z-T1-01	B0M VY9	0925	Water	MAB	1245	12	2767	3.0	CCl4 hi range(1451)
Z-W1-01	B0M W00	0928	Water	MAB	1300	15	4720	5.0	CCl4 hi range(1459)
Z-W2-01	B0M W01	0930	Water	MAB	1252	8.0	2667	8.3	CCl4 hi range(1455)
Z-W3-01	B0M W02	0942	Water	MAB	1235	10	2795	2.3	Manifold bldg. CCl4 hirange(1446)
Z-W4-01	B0M W03	0944	Water	MAB	1307	27	5352	<2.0	Manifold bldg. CCl4 hirange(1504)
Z-W4-02	B0M W04	0944	Water	MAB	1315	27	5362	<2.0	Manifold bldg. CCl4 hirange(1508)
Z-W5-01	B0M W05	0953	Water	MAB	1227	13	1642	3.3	Manifold bldg. CCl4 hirange(1440)
Z-W6-01	B0M W06	0955	Water	MAB	1221	13	150	<2.0	Manifold bldg.
50ug/L Cal. check	—	1030	Water	IDJ	1340	48 96%	46 92%	46 92%	hs034.d; Acceptable recovery
3000ug/L Cal. check	—	1430	Water	IDJ	1513	N/A	2961 99%	N/A	hs034.d; Acceptable recovery
						ppm	ppm	ppm	
Blank	—	—	Air	MAB	1014	<1.0	<1.0	<2.0	B&K 1301
27.6 ppm Cal. check	—	—	Air	MAB	1018	<1.0	28.0 101%	<2.0	B&K 1301 Acceptable recovery.
Z-A3-01	B0M BN4	0935	Air	MAB	1022	<1.0	<1.0	<2.0	B&K 1301
Z-A2-01	B0M BN3	0932	Air	MAB	1026	<1.0	13.9	<2.0	B&K 1301
Blank	—	—	Air	MAB	1030	<1.0	<1.0	<2.0	B&K 1301

For instrument operation information, please refer to logbook EL-1332, page 13-14. Samples were analyzed using a Photovac 10s Plus portable gas chromatograph with a 11.7 eV photoionization detector.

*M. H. Baechter / M. G. Baechter 2/5/98*

**MOBILE LABORATORY DATA/LOG SHEET**

Site Name: 200-ZP-1 Phase III

Date: 2/11/98

Sample Number	HEIS Number	Sample Time	Sample Type	Sampler (Initials)	Analysis Time	Analytical Results			Comments
						TCM ug/L	CCl4 ug/L	TCE ug/L	
DI Blank	---	0740	Water	MAB	1101	<2.0	<2.0	<2.0	hs012.d
100ug/L Cal. check	---	0815	Water	MAB	1112	99%	97%	98%	hs013.d; Acceptable recoveries.
DI Blank	---	0740	Water	MAB	1123	<2.0	<2.0	<2.0	hs014.d
Z-T2-01	B0MW07	0906	Water	MAB	1157	<2.0	<2.0	<2.0	hs017.d;
Z-V1-01	B0MW08	0908	Water	MAB	1207	<2.0	<2.0	<2.0	hs018.d
Z-INJ-01	B0MW09	0900	Water	MAB	1218	<2.0	<2.0	<2.0	hs019.d; Injection building
299-W18-26	B0MLM8	1202	Water	MAB	1240	18	781	<2.0	hs021.d; 1/29/98
299-W18-26	B0MLM9	1202	Water	MAB	1251	18	801	<2.0	hs022.d; 1/29/98
Z-T1-01	B0N2V9	0910	Water	MAB	1302	20	3734	6.4	hs023.d
Z-W1-01	B0N2W0	0912	Water	MAB	1313	26	6051	9.2	hs024.d
Z-W2-01	B0N2W1	0914	Water	MAB	1324	14	3593	10	hs025.d
Z-W3-01	B0N2W2	0924	Water	MAB	1350	17	3610	5.0	hs026.d; Taken @ manifold bldg.
Z-W4-01	B0N2W3	0927	Water	MAB	1400	38	6696	4.8	hs027.d; Taken @ manifold bldg.
Z-W5-01	B0N2W4	0933	Water	MAB	1411	21	1778	6.7	hs028.d; Taken @ manifold bldg.
Z-W5-02	B0N2W5	0933	Water	MAB	1422	19	1728	6.5	hs029.d; Taken @ manifold bldg.
Z-W6-01	B0N2W6	0935	Water	MAB	1433	20	233	<2.0	hs030.d; Taken @ manifold bldg.
DI Blank	---	0740	Water	MAB	1444	<2.0	<2.0	<2.0	hs031.d
3000ug/L Cal. check	---	1400	Water	MAB	1455	3041 101%	2902 97%	2966 99%	hs032.d; Acceptable recoveries
DI Blank	---	0740	Water	MAB	1506	<2.0	<2.0	<2.0	hs033.d
						ppm	ppm	ppm	
Blank	---	---	Air	MAB	0953	<1.0	<1.0	<2.0	B&K 1301
27.6 ppm Cal. check	---	---	Air	MAB	0957	<1.0	28.1 102%	<2.0	B&K 1301 Acceptable recovery.
Z-A3-01	B0MBN6	0919	Air	MAB	1001	<1.0	<1.0	<2.0	B&K 1301
Z-A2-01	B0MBN5	0916	Air	MAB	1005	<1.0	14.3	<2.0	B&K 1301
Blank	---	---	Air	MAB	1009	<1.0	<1.0	<2.0	B&K 1301

For instrument operation information, please refer to logbook EL-1329-1, page 11

*M. A. Rankin*

**MOBILE LABORATORY DATA/LOG SHEET**

Site Name: 200-ZP-1 Phase III

Date: 2/18/98

Sample Number	HEIS Number	Sample Time	Sample Type	Sampler (Initials)	Analysis Time	Analytical Results			Comments
						TCM ug/L	CCl4 ug/L	TCE ug/L	
DI Blank	—	0645	Water	MAB	0923	<2.0	<2.0	<2.0	hs012.d
100ug/L Cal. check	—	0710	Water	MAB	0934	98	91	96	hs013.d; Acceptable recoveries.
						98%	91%	96%	
DI Blank	—	0645	Water	MAB	0944	<2.0	<2.0	<2.0	hs014.d
Z-T2-01	B0N2W7	0739	Water	MAB	1017	<2.0	<2.0	<2.0	hs017.d;
Z-V1-01	B0N2W8	0741	Water	MAB	1028	<2.0	<2.0	<2.0	hs018.d
Z-INJ-01	B0N2W9	1030	Water	MAB	1111	<2.0	<2.0	<2.0	hs022.d; Injection building
Z-T1-01	B0N2X0	0744	Water	MAB	1122	20	3808	6.2	hs023.d
Z-W1-01	B0N2X1	0746	Water	MAB	1133	27	6360	9.0	hs024.d
Z-W2-01	B0N2X2	0748	Water	MAB	1144	14	3854	11	hs025.d
Z-W3-01	B0N2X3	0758	Water	MAB	1155	16	3558	4.5	hs026.d; Taken @ manifold bldg.
Z-W4-01	B0N2X4	0800	Water	MAB	1206	36	6426	4.3	hs027.d; Taken @ manifold bldg.
Z-W5-01	B0N2X5	0807	Water	MAB	1217	22	1937	7.3	hs028.d; Taken @ manifold bldg.
Z-W6-01	B0N2X6	0810	Water	MAB	1228	21	223	<2.0	hs029.d; Taken @ manifold bldg.
Z-W6-02	B0N2X7	0810	Water	MAB	1239	20	200	<2.0	hs030.d; Taken @ manifold bldg.
DI Blank	—	0645	Water	MAB	1250	<2.0	<2.0	<2.0	hs031.d
3000ug/L Cal. check	—	1230	Water	MAB	1301	3121	3092	3110	hs032.d; Acceptable recoveries
						104%	103%	104%	
DI Blank	—	0645	Water	MAB	1312	<2.0	<2.0	<2.0	hs033.d
						ppm	ppm	ppm	
Blank	—	—	Air	MAB	0847	<1.0	<1.0	NAF	B&K 1302
27.6 ppm Cal. check	—	—	Air	MAB	0849	<1.0	23.4	NAF	B&K 1302 Acceptable recovery.
							85%		
Z-A3-01	B0MNB8	0753	Air	MAB	0851	<1.0	<1.0	NAF	B&K 1302
Z-A2-01	B0MNB8	0749	Air	MAB	0853	<1.0	11.9	NAF	B&K 1302
Blank	—	—	Air	MAB	0855	<1.0	<1.0	NAF	B&K 1302

For instrument operation information, please refer to logbook EL-1329-1, page 12

*M.H. Daehler / M.G. Barker 2/18/98*

**MOBILE LABORATORY DATA/LOG SHEET**

Site Name: 200-ZP-1 Phase III

Date: 2/25/98

Sample Number	HEIS Number	Sample Time	Sample Type	Sampler (Initials)	Analysis Time	Analytical Results			Comments
						TCM ug/L	CCl4 ug/L	TCE ug/L	
DI Blank	—	0655	Water	MAB	0926	<2.0	<2.0	<2.0	hs012.d
100ug/L Cal. check	—	0715	Water	MAB	0937	95	92	92	hs013.d; Acceptable recoveries.
						95%	92%	92%	
DI Blank	—	0655	Water	MAB	0948	<2.0	<2.0	<2.0	hs014.d
Z-T2-01	BON2X8	0802	Water	MAB	1020	<2.0	4.0	<2.0	hs017.d;
Z-T2-02	BON2X9	0802	Water	MAB	1031	<2.0	4.1	<2.0	hs018.d;
Z-T2-03	BON2Y9	1228	Water	MAB	1400	<2.0	4.0	<2.0	hs037.d;
Z-V1-01	BON2Y0	0804	Water	MAB	1042	<2.0	5.1	<2.0	hs019.d
Z-V1-02	BON300	1230	Water	MAB	1411	<2.0	6.0	<2.0	hs038.d
Z-B1-01 MAB F22 3/8/98	BON2Y1	0754	Water	MAB	1053	<2.0	<2.0	<2.0	hs020.d; Injection building MAB 2/25/98
Z-T1-01	BON2Y2	0806	Water	MAB	1158	24	4148	8.0	hs026.d
Z-W1-01	BON2Y3	0808	Water	MAB	1209	28	6081	10	hs027.d
Z-W2-01	BON2Y4	0810	Water	MAB	1220	15	3845	<2.0	hs028.d
Z-W3-01	BON2Y5	0821	Water	MAB	1231	17	3528	5.0	hs029.d; Taken @ manifold bldg.
Z-W4-01	BON2Y6	0823	Water	MAB	1242	40	6538	5.8	hs030.d; Taken @ manifold bldg.
Z-W5-01	BON2Y7	0829	Water	MAB	1253	24	1936	8.8	hs031.d; Taken @ manifold bldg.
Z-W6-01	BON2Y8	0831	Water	MAB	1304	22	212	<2.0	hs032.d; Taken @ manifold bldg.
DI Blank	—	0655	Water	MAB	1315	<2.0	<2.0	<2.0	hs033.d
3000ug/L Cal. check	—	1205	Water	MAB	1326	3168	3175	3198	hs034.d; Acceptable recoveries
						106%	106%	107%	
DI Blank	—	0655	Water	MAB	1337	<2.0	<2.0	<2.0	hs035.d
						ppm	ppm	ppm	
Blank	—	—	Air	MAB	0910	<1.0	<1.0	NAF <2.0	B&K 1301 (MAB 2/25/98)
27.6 ppm Cal. check	—	—	Air	MAB	0914	<1.0	27.5	NAF 100% <2.0	B&K 1301 Acceptable recovery.
Z-A3-01	BOMBPO	0816	Air	MAB	0918	<1.0	<1.0	NAF <2.0	B&K 1301
Z-A2-01	BOMBN9	0812	Air	MAB	0922	<1.0	15.8	NAF <2.0	B&K 1301
Blank	—	—	Air	MAB	0926	<1.0	<1.0	NAF <2.0	B&K 1301

For instrument operation information, please refer to logbook EL-1329-1, page 15

*M. A. B...*

**MOBILE LABORATORY DATA/LOG SHEET**

Site Name: 200-ZP-1 Phase III

Date: 2/26/98

Sample Number	HEIS Number	Sample Time	Sample Type	Sampler (Initials)	Analysis Time	Analytical Results			Comments
						TCM ug/L	CCl4 ug/L	TCE ug/L	
DI Blank	---	0710	Water	MAB	0834	<2.0	<2.0	<2.0	hs001.d
5 ug/L Cal. check	---	0725	Water	MAB	0845	N/A	3.2 78%	N/A	hs002.d; Acceptable recovery.
10 ug/L Cal. check	---	0715	Water	MAB	0856	N/A	11.2 112%	N/A	hs003.d; Acceptable recovery.
DI Blank	---	0710	Water	MAB	0907	<2.0	<2.0	<2.0	hs004.d
Z-T2-01	N/A	0805	Water	MAB	0918	<2.0	<2.0	<2.0	hs005.d;
Z-V1-01	N/A	0814	Water	MAB	0929	<2.0	<2.0	<2.0	hs006.d
Z-F2B-01 *	N/A	0811	Water	MAB	0940	<2.0	<2.0	<2.0	hs007.d
5 ug/L Cal. check	---	0725	Water	MAB	0951	N/A	5.0 100%	N/A	hs008.d; Acceptable recovery
DI Blank	---	0710	Water	MAB	1002	<2.0	<2.0	<2.0	hs009.d

For instrument operation information, please refer to logbook EL-1329-1, page 16

\* Sample valve installed at 200-ZP-1 process building at immediate down stream side of Effluent Filter B (Z-F2B) to replace sample point at injection building.

Note: Samples were run based on calibration curve from 2/25/98. No HEIS numbers will be issued for these sample per 200-ZP-1 project contact, Jane Borghese. Sample information is FOR INFORMATION ONLY.

*M.A. Baechle / M.G. Baechle 2/26/98*

~~Not Used~~

**MOBILE LABORATORY DATA/LOG SHEET**

Site Name: 200-ZP-1 Phase III

Date: 3/04/98

Sample Number	HEIS Number	Sample Time	Sample Type	Sampler (Initials)	Analysis Time	Analytical Results			Comments
						TCM ug/L	CCl4 ug/L	TCE ug/L	
DI Blank	—	0650	Water	MAB	0913	<2.0	<2.0	<2.0	hs012.d
100ug/L Cal. check	—	0705	Water	MAB	0924	91 91%	100 100%	113 113%	hs013.d; Acceptable recoveries.
DI Blank	—	0650	Water	MAB	0935	<2.0	<2.0	<2.0	hs014.d
Z-T2-01	B0N301	0728	Water	MAB	1008	<2.0	<2.0	<2.0	hs017.d;
Z-V1-01	B0N302	0734	Water	MAB	1018	<2.0	<2.0	<2.0	hs018.d
Z-V1-02	B0N303	0734	Water	MAB	1029	<2.0	<2.0	<2.0	hs019.d
Z-FB2-01	B0N304	0731	Water	MAB	1040	<2.0	<2.0	<2.0	hs020.d
Z-T1-01	B0N305	0737	Water	MAB	1123	22	3802	7.6	hs024.d
Z-W1-01	B0N306	0739	Water	MAB	1134	30	6596	11	hs025.d
Z-W2-01	B0N307	0741	Water	MAB	1145	16	4066	14	hs026.d
Z-W3-01	B0N308	0753	Water	MAB	1156	19	3838	5.8	hs027.d; Taken @ manifold bldg.
Z-W4-01	B0N309	0755	Water	MAB	1207	42	7328	6.0	hs028.d; Taken @ manifold bldg.
Z-W5-01	B0N310	0802	Water	MAB	1219	24	2079	9.1	hs029.d; Taken @ manifold bldg.
Z-W6-01	B0N311	0804	Water	MAB	1230	23	234	<2.0	hs030.d; Taken @ manifold bldg.
DI Blank	—	0650	Water	MAB	1241	<2.0	<2.0	<2.0	hs031.d
3000ug/L Cal. check	—	1200	Water	MAB	1252	3033 101%	2712 90%	2875 96%	hs032.d; Acceptable recoveries
DI Blank	—	0650	Water	MAB	1302	<2.0	<2.0	<2.0	hs033.d
						ppm	ppm	ppm	
Blank	—	—	Air	MAB	0926	<1.0	<1.0	<2.0	B&K 1301
27.6 ppm Cal. check	—	—	Air	MAB	0930	<1.0	28.4 103%	<2.0	B&K 1301 Acceptable recovery.
Z-A3-01	B0MBP2	0745	Air	MAB	0934	<1.0	<1.0	<2.0	B&K 1301
Z-A2-01	B0MBP1	0743	Air	MAB	0938	<1.0	12.7	<2.0	B&K 1301
Blank	—	—	Air	MAB	0942	<1.0	<1.0	<2.0	B&K 1301

For instrument operation information, please refer to logbook EL-1329-1, page 17

*M.A. Baehler / M.A. Baehler 3/4/98*

**MOBILE LABORATORY DATA/LOG SHEET**

Site Name: 200-ZP-1 Phase III

Date: 3/11/98

Sample Number	HEIS Number	Sample Time	Sample Type	Sampler (Initials)	Analysis Time	Analytical Results			Comments
						TCM ug/L	CCl4 ug/L	TCE ug/L	
DI Blank	—	0645	Water	MAB	0909	<2.0	<2.0	<2.0	hs012.d
100ug/L Cal. check	—	0705	Water	MAB	0920	93 93%	91 91%	94 94%	hs013.d; Acceptable recoveries.
DI Blank	—	0645	Water	MAB	0931	<2.0	<2.0	<2.0	hs014.d
Z-T2-01	B0N312	0728	Water	MAB	1004	<2.0	<2.0	<2.0	hs017.d;
Z-V1-01	B0N313	0734	Water	MAB	1015	<2.0	<2.0	<2.0	hs018.d
Z-FB2-01	B0N314	0731	Water	MAB	1026	<2.0	<2.0	<2.0	hs019.d
Z-FB2-02	B0N315	0731	Water	MAB	1037	<2.0	<2.0	<2.0	hs020.d
Z-T1-01	B0N316	0737	Water	MAB	1132	22	3834	7.7	hs025.d
Z-W1-01	B0N317	0739	Water	MAB	1143	30	6947	11	hs026.d
Z-W2-01	B0N318	0741	Water	MAB	1153	16	4204	14	hs027.d
Z-W3-01	B0N319	0753	Water	MAB	1204	19	4076	6.0	hs028.d; Taken @ manifold bldg.
Z-W4-01	B0N320	0755	Water	MAB	1215	39	6764	5.2	hs029.d; Taken @ manifold bldg.
Z-W5-01	B0N321	0802	Water	MAB	1226	25	2199	8.8	hs030.d; Taken @ manifold bldg.
Z-W6-01	B0N322	0804	Water	MAB	1237	23	243	<2.0	hs031.d; Taken @ manifold bldg.
DI Blank	—	0645	Water	MAB	1248	<2.0	<2.0	<2.0	hs032.d
3000ug/L Cal. check	—	1215	Water	MAB	1259	3133 104%	3123 104%	3140 105%	hs033.d; Acceptable recoveries
DI Blank	—	0645	Water	MAB	1310	<2.0	<2.0	<2.0	hs034.d
						ppm	ppm	ppm	
Blank	—	—	Air	MAB	0823	<1.0	<1.0	<2.0	B&K 1301
27.6 ppm Cal. check	—	—	Air	MAB	0827	<1.0	28.3 103%	<2.0	B&K 1301 Acceptable recovery.
Z-A3-01	B0MBP4	0753	Air	MAB	0831	<1.0	<1.0	<2.0	B&K 1301
Z-A2-01	B0MBP3	0755	Air	MAB	0835	<1.0	12.0	<2.0	B&K 1301
Blank	—	—	Air	MAB	0839	<1.0	<1.0	<2.0	B&K 1301

For instrument operation information, please refer to logbook EL-1329-1, page 19

*W. A. Zuehlke / M. L. Daulton 3/11/98*

**MOBILE LABORATORY DATA/LOG SHEET**

Site Name: 200-ZP-1 Phase III

Date: 3/19/98

Sample Number	HEIS Number	Sample Time	Sample Type	Sampler (Initials)	Analysis Time	Analytical Results			Comments
						TCM ug/L	CCl4 ug/L	TCE ug/L	
DI Blank	—	0615	Water	MAB	0848	<2.0	<2.0	<2.0	hs012.d
100ug/L Cal. check	—	0640	Water	MAB	0859	<u>90</u> 90%	<u>96</u> 96%	<u>73</u> 73%	hs013.d; Low recovery TCE.
DI Blank	—	0615	Water	MAB	0910	<2.0	<2.0	<2.0	hs014.d
Z-T2-01	B0N323	0719	Water	MAB	0942	<2.0	<2.0	<2.0	hs017.d;
Z-V1-01	B0N324	0725	Water	MAB	0953	<2.0	<2.0	<2.0	hs018.d
Z-FB2-01	B0N325	0721	Water	MAB	1004	<2.0	<2.0	<2.0	hs019.d
Z-T1-01	B0N326	0728	Water	MAB	1058	23	4439	8.7	hs024.d
Z-T1-01	B0N327	0728	Water	MAB	1109	23	4487	8.7	hs025.d
Z-W1-01	B0N328	0730	Water	MAB	1120	29	7150	11	hs026.d
Z-W2-01	B0N329	0732	Water	MAB	1131	17	4614	14	hs027.d
Z-W3-01	B0N330	0757	Water	MAB	1141	19	4471	7.0	hs028.d; Taken @ manifold bldg.
Z-W4-01	B0N331	0759	Water	MAB	1152	43	7812	6.6	hs029.d; Taken @ manifold bldg.
Z-W5-01	B0N332	0747	Water	MAB	1203	26	2479	9.0	hs030.d; Taken @ manifold bldg.
Z-W6-01	B0N333	0749	Water	MAB	1214	24	278	<2.0	hs031.d; Taken @ manifold bldg.
DI Blank	—	0615	Water	MAB	1225	<2.0	<2.0	<2.0	hs032.d
3000ug/L Cal. check	—	1145	Water	MAB	1236	<u>3274</u> 109%	<u>3596</u> 120%	<u>3336</u> 111%	hs033.d; Acceptable recoveries
DI Blank	—	0615	Water	MAB	1247	<2.0	<2.0	<2.0	hs034.d
						ppm	ppm	ppm	
Blank	—	—	Air	MAB	0955	<1.0	<1.0	<2.0	B&K 1301
27.6 ppm Cal. check	—	—	Air	MAB	0959	<1.0	<u>28.0</u> 101%	<2.0	B&K 1301 Acceptable recovery.
Z-A3-01	B0MBP6	0733	Air	MAB	1003	<1.0	<1.0	<2.0	B&K 1301
Z-A2-01	B0MBP5	0734	Air	MAB	1007	<1.0	11.6	<2.0	B&K 1301
Blank	—	—	Air	MAB	1011	<1.0	<1.0	<2.0	B&K 1301

For instrument operation information, please refer to logbook EL-1329-1, page 21

*M.A. Baccher / M.A. Baccher 3/19/98*

**MOBILE LABORATORY DATA/LOG SHEET**

Site Name: 200-ZP-1 Phase III

Date: 4/02/98

Sample Number	HEIS Number	Sample Time	Sample Type	Sampler (Initials)	Analysis Time	Analytical Results			Comments
						TCM ug/L	CCl4 ug/L	TCE ug/L	
DI Blank	—	0640	Water	MAB	0907	<2.0	<2.0	<2.0	hs012.d
100ug/L Cal. check	—	0720	Water	MAB	0950	104 104%	109 109%	108 108%	hs013.d; Acceptable recoveries
DI Blank	—	0640	Water	MAB	1001	<2.0	<2.0	<2.0	hs014.d
Z-T2-01	B0N334	0826	Water	MAB	1012	<2.0	<2.0	<2.0	hs018.d;
Z-V1-01	B0N335	0832	Water	MAB	1023	<2.0	<2.0	<2.0	hs019.d
Z-FB2-01	B0N336	0829	Water	MAB	1034	<2.0	<2.0	<2.0	hs020.d
Z-T1-01	B0N337	0834	Water	MAB	1139	29	2032	<2.0	hs026.d
Z-W1-01	B0N338	0837	Water	MAB	1150	30	6588	9.7	hs027.d
Z-W1-02	B0N339	0837	Water	MAB	1201	28	6220	8.7	hs028.d
Z-W2-01	B0N340	0839	Water	MAB	1212	18	4440	13	hs029.d
Z-W3-01	B0N341	0854	Water	MAB	1222	27	3948	5.9	hs030.d; Taken @ manifold bla
Z-W4-01	B0N342	0857	Water	MAB	1233	47	6578	5.7	hs031.d; Taken @ manifold bla
DI Blank	—	0640	Water	MAB	1244	<2.0	<2.0	<2.0	hs032.d
3000ug/L Cal. check	—	1145	Water	MAB	1255	3313 110%	3500 117%	3433 114%	hs033.d; Acceptable recoveries
DI Blank	—	0640	Water	MAB	1306	<2.0	<2.0	<2.0	hs034.d
						ppm	ppm	ppm	
Blank	—	—	Air	MAB	0923	<1.0	<1.0	<2.0	B&K 1301
27.6 ppm Cal. check	—	—	Air	MAB	0927	<1.0	28.2 102%	<2.0	B&K 1301 Acceptable recovery.
Z-A3-01	B0MBP8	0842	Air	MAB	0935	<1.0	<1.0	<2.0	B&K 1301
Z-A2-01	B0MBP7	0843	Air	MAB	0939	<1.0	6.48	<2.0	B&K 1301
Blank	—	—	Air	MAB	0943	<1.0	<1.0	<2.0	B&K 1301

For instrument operation information, please refer to logbook EL-1329-1, page 23

*M.A. Bacchler / M.G. Bacchler 4/2/98*

**MOBILE LABORATORY DATA/LOG SHEET**

Site Name: 200-ZP-1 Phase III

Date: 4/08/98

Sample Number	HEIS Number	Sample Time	Sample Type	Sampler (Initials)	Analysis Time	Analytical Results			Comments
						TCM ug/L	CCl4 ug/L	TCE ug/L	
DI Blank	—	0645	Water	MAB	1044	<2.0	<2.0	<2.0	hs012.d
100ug/L Cal. check	—	0720	Water	MAB	1055	86 86%	78 78%	82 82%	hs013.d; Acceptable recoveries.
DI Blank	—	0645	Water	MAB	1106	<2.0	<2.0	<2.0	hs014.d
Z-T2-01	B0N343	0748	Water	MAB	1139	<2.0	<2.0	<2.0	hs017.d;
Z-V1-01	B0N344	0754	Water	MAB	1149	<2.0	<2.0	<2.0	hs018.d
Z-FB2-01	B0N345	0750	Water	MAB	1200	<2.0	<2.0	<2.0	hs019.d
Z-T1-01	B0N346	0756	Water	MAB	1255	20	3659	7.0	hs024.d
Z-W1-01	B0N347	0758	Water	MAB	1305	25	6157	9.3	hs025.d
Z-W2-01	B0N348	0800	Water	MAB	1316	15	3899	12	hs026.d
Z-W2-02	B0N349	0800	Water	MAB	1327	14	3721	12	hs027.d
Z-W3-01	B0N350	0811	Water	MAB	1338	17	3870	5.3	hs028.d; Taken @ manifold bldg.
Z-W4-01	B0N351	0813	Water	MAB	1349	36	6388	5.1	hs029.d; Taken @ manifold bldg.
Z-W5-01	B0N352	0819	Water	MAB	1400	22	2037	7.7	hs030.d; Taken @ manifold bldg.
Z-W6-01	B0N353	0821	Water	MAB	1411	20	201	<2.0	hs031.d; Taken @ manifold bldg.
DI Blank	—	0645	Water	MAB	1422	<2.0	<2.0	<2.0	hs032.d
3000ug/L Cal. check	—	1330	Water	MAB	1432	2992 100%	2602 87%	2809 94%	hs033.d; Acceptable recoveries
DI Blank	—	0645	Water	MAB	1443	<2.0	<2.0	<2.0	hs034.d
						ppm	ppm	ppm	
Blank	—	—	Air	MAB	0841	<1.0	<1.0	<2.0	B&K 1301
27.6 ppm Cal. check	—	—	Air	MAB	0845	<1.0	28.2 102%	<2.0	B&K 1301 Acceptable recovery.
Z-A3-01	BOMBRO	0803	Air	MAB	0849	<1.0	<1.0	<2.0	B&K 1301
Z-A2-01	BOMBP9	0804	Air	MAB	0853	<1.0	16.9	<2.0	B&K 1301
Blank	—	—	Air	MAB	0857	<1.0	<1.0	<2.0	B&K 1301

For instrument operation information, please refer to logbook EL-1329-1, page 24

*M.A. Borchert, M.C. Borchert, 4/8/98*

**MOBILE LABORATORY DATA/LOG SHEET**

Site Name: 200-ZP-1 Phase III

Date: 4/15/98

Sample Number	HEIS Number	Sample Time	Sample Type	Sampler (Initials)	Analysis Time	Analytical Results			Comments
						TCM ug/L	CCl4 ug/L	TCE ug/L	
DI Blank	—	0725	Water	MAB	0955	<2.0	<2.0	<2.0	hs012.d
100ug/L Cal. check	—	0740	Water	MAB	1006	<u>103</u> 103%	<u>112</u> 112%	<u>108</u> 108%	hs013.d; Acceptable recoveries.
DI Blank	—	0725	Water	MAB	1017	<2.0	<2.0	<2.0	hs014.d
Z-T2-01	B0N354	0817	Water	MAB	1050	<2.0	<2.0	<2.0	hs017.d;
Z-V1-01	B0N355	0900	Water	MAB	1101	<2.0	<2.0	<2.0	hs018.d
Z-FB2-01	B0N356	0845	Water	MAB	1112	<2.0	<2.0	<2.0	hs019.d
Z-T1-01	B0N357	0925	Water	MAB	1207	21	3942	6.9	hs024.d
Z-W1-01	B0N358	0940	Water	MAB	1218	25	6253	9.1	hs025.d
Z-W2-01	B0N359	1005	Water	MAB	1229	14	3770	11	hs026.d
Z-W3-01	B0N360	1050	Water	MAB	1240	16	3584	4.6	hs027.d; Taken @ manifold bldg.
Z-W3-02	B0N361	1050	Water	MAB	1251	16	3534	4.6	hs028.d; Taken @ manifold bldg.
Z-W4-01	B0N362	1115	Water	MAB	1302	36	6568	4.2	hs029.d; Taken @ manifold bldg.
Z-W5-01	B0N363	1143	Water	MAB	1313	22	1882	6.5	hs030.d; Taken @ manifold bldg.
Z-W6-01	B0N364	1215	Water	MAB	1324	20	211	<2.0	hs031.d; Taken @ manifold bldg.
DI Blank	—	0725	Water	MAB	1335	<2.0	<2.0	<2.0	hs032.d
3000ug/L Cal. check	—	1300	Water	MAB	1346	<u>2937</u> 98%	<u>2792</u> 93%	<u>2859</u> 95%	hs033.d; Acceptable recoveries
DI Blank	—	0725	Water	MAB	1357	<2.0	<2.0	<2.0	hs034.d
						ppm	ppm	ppm	
Blank	—	—	Air	MAB	1252	<1.0	<1.0	<2.0	B&K 1301
27.6 ppm Cal. check	—	—	Air	MAB	1256	<1.0	<u>27.9</u> 101%	<2.0	B&K 1301 Acceptable recovery.
Z-A3-01	B0MBR2	1245	Air	MAB	1300	<1.0	<1.0	<2.0	B&K 1301
Z-A2-01	B0MBR1	1250	Air	MAB	1304	<1.0	18.1	<2.0	B&K 1301
Blank	—	—	Air	MAB	1308	<1.0	<1.0	<2.0	B&K 1301

For instrument operation information, please refer to logbook EL-1329-1, page 25

*M. H. Bucher M. G. Bucher 4/15/98*

**MOBILE LABORATORY DATA/LOG SHEET**

Site Name: 200-ZP-1 Phase III

Date: 4/22/98

Sample Number	HEIS Number	Sample Time	Sample Type	Sampler (Initials)	Analysis Time	Analytical Results			Comments
						TCM ug/L	CCI4 ug/L	TCE ug/L	
DI Blank	—	0640	Water	MAB	0913	<2.0	<2.0	<2.0	hs012.d
100ug/L Cal. check	—	0700	Water	MAB	0924	103 103%	110 110%	102 102%	hs013.d; Acceptable recoveries.
DI Blank	—	0640	Water	MAB	0935	<2.0	<2.0	<2.0	hs014.d
Z-T2-01	B0N365	0717	Water	MAB	1008	<2.0	<2.0	<2.0	hs017.d;
Z-V1-01	B0N366	0723	Water	MAB	1019	<2.0	<2.0	<2.0	hs018.d
Z-FB2-01	B0N367	0719	Water	MAB	1030	<2.0	<2.0	<2.0	hs019.d
Z-T1-01	B0N368	0725	Water	MAB	1041	23	3642	7.7	hs020.d
Z-W1-01	B0N369	0727	Water	MAB	1052	29	6117	10	hs021.d
Z-W2-01	B0N370	0729	Water	MAB	1103	17	3778	13	hs022.d
Z-W3-01	B0N371	0746	Water	MAB	1114	19	3818	6.4	hs023.d; Taken @ manifold bldg.
Z-W4-01	B0N372	0748	Water	MAB	1126	42	6617	6.2	hs024.d; Taken @ manifold bldg.
Z-W4-02	B0N373	0748	Water	MAB	1137	40	6256	5.0	hs025.d; Taken @ manifold bldg.
Z-W5-01	B0N374	0755	Water	MAB	1148	24	1934	8.4	hs026.d; Taken @ manifold bldg.
Z-W6-01	B0N375	0757	Water	MAB	1159	23	219	<2.0	hs027.d; Taken @ manifold bldg.
DI Blank	—	0640	Water	MAB	1210	<2.0	<2.0	<2.0	hs028.d
3000ug/L Cal. check	—	1220	Water	MAB	1305	2937 98%	2792 93%	2859 95%	hs033.d; Acceptable recoveries
DI Blank	—	0640	Water	MAB	1315	<2.0	<2.0	<2.0	hs034.d
						ppm	ppm	ppm	
Blank	—	—	Air	MAB	0814	<1.0	<1.0	<2.0	B&K 1301
27.6 ppm Cal. check	—	—	Air	MAB	0818	<1.0	27.9 101%	<2.0	B&K 1301 Acceptable recovery.
Z-A3-01	B0MBR4	0731	Air	MAB	0822	<1.0	<1.0	<2.0	B&K 1301
Z-A2-01	B0MBR3	0732	Air	MAB	0826	<1.0	16.6	<2.0	B&K 1301
Blank	—	—	Air	MAB	0830	<1.0	<1.0	<2.0	B&K 1301

For instrument operation information, please refer to logbook EL-1329-1, page 27

*M.A. Barthelemy M.A. Barthelemy 4/22/98*

**MOBILE LABORATORY DATA/LOG SHEET**

Site Name: 200-ZP-1 Phase III

Date: 4/29/98

Sample Number	HEIS Number	Sample Time	Sample Type	Sampler (Initials)	Analysis Time	Analytical Results			Comments
						TCM ug/L	CCl4 ug/L	TCE ug/L	
DI Blank	—	0815	Water	MAB	1039	<2.0	<2.0	<2.0	hs012.d
100ug/L Cal. check	—	0835	Water	MAB	1050	81 81%	110 110%	97 97%	hs013.d; Acceptable recoveries.
DI Blank	—	0815	Water	MAB	1101	<2.0	<2.0	<2.0	hs014.d
Z-T2-01	BON376	0850	Water	MAB	1134	<2.0	<2.0	<2.0	hs017.d;
Z-V1-01	BON377	0856	Water	MAB	1145	<2.0	<2.0	<2.0	hs018.d
Z-FB2-01	BON378	0852	Water	MAB	1156	<2.0	<2.0	<2.0	hs019.d
299-W11-30	BONDT0	1052	Water	MAB	1251	8.9	108	2.3	hs024.d; 4/23/98
Z-T1-01	BON379	0858	Water	MAB	1302	22	4201	7.8	hs025.d
Z-W1-01	BON380	0900	Water	MAB	1312	26	6544	9.7	hs026.d
Z-W2-01	BON381	0902	Water	MAB	1323	16	4299	13	hs027.d
Z-W3-01	BON382	0919	Water	MAB	1334	18	4047	6.1	hs028.d; Taken @ manifold bldg.
Z-W4-01	BON383	0921	Water	MAB	1345	37	7095	5.9	hs029.d; Taken @ manifold bldg.
Z-W5-01	BON384	0927	Water	MAB	1356	23	2126	7.9	hs030.d; Taken @ manifold bldg.
Z-W5-02	BON385	0927	Water	MAB	1407	22	2027	7.7	hs031.d; Taken @ manifold bldg.
Z-W6-01	BON386	0929	Water	MAB	1418	21	236	<2.0	hs032.d; Taken @ manifold bldg.
DI Blank	—	0815	Water	MAB	1429	<2.0	<2.0	<2.0	hs033.d
3000ug/L Cal. check	—	1400	Water	MAB	1440	2973 99%	2752 92%	2852 95%	hs034.d; Acceptable recoveries
DI Blank	—	0815	Water	MAB	1451	<2.0	<2.0	<2.0	hs035.d
						ppm	ppm	ppm	
Blank	—	—	Air	MAB	0943	<1.0	<1.0	<2.0	B&K 1301
27.6 ppm Cal. check	—	—	Air	MAB	0947	<1.0	28.4 103%	<2.0	B&K 1301 Acceptable recovery.
Z-A3-01	BOMBR6	0905	Air	MAB	0951	<1.0	<1.0	<2.0	B&K 1301
Z-A2-01	BOMBR5	0906	Air	MAB	0955	<1.0	16.7	<2.0	B&K 1301
Blank	—	—	Air	MAB	0959	<1.0	<1.0	<2.0	B&K 1301

For instrument operation information, please refer to logbook EL-1329-1, page 29

*M.A. Smith, Lab. - 11.11.11*

**MOBILE LABORATORY DATA/LOG SHEET**

Site Name: 200-ZP-1 Phase III

Date: 5/06/95

Sample Number	HEIS Number	Sample Time	Sample Type	Sampler (Initials)	Analysis Time	Analytical Results			Comments
						TCM ug/L	CCl4 ug/L	TCE ug/L	
DI Blank	—	0645	Water	MAB	0912	<2.0	<2.0	<2.0	hs012.d
100ug/L Cal. check	—	0710	Water	MAB	0923	93 93%	96 96%	93 93%	hs013.d; Acceptable recoveries
DI Blank	—	0645	Water	MAB	0934	<2.0	<2.0	<2.0	hs014.d
Z-T2-01	B0N387	0733	Water	MAB	1007	<2.0	<2.0	<2.0	hs017.d;
Z-V1-01	B0N388	0739	Water	MAB	1018	<2.0	<2.0	<2.0	hs018.d
Z-FB2-01	B0N389	0736	Water	MAB	1029	<2.0	<2.0	<2.0	hs019.d
Z-T1-01	B0N390	0742	Water	MAB	1051	23	4037	8.4	hs021.d
Z-W1-01	B0N391	0744	Water	MAB	1102	29	6786	11	hs022.d
Z-W2-01	B0N392	0746	Water	MAB	1113	17	3971	14	hs023.d
Z-W3-01	B0N393	0803	Water	MAB	1124	19	4016	6.7	hs024.d; Taken @ manifold bl.
Z-W4-01	B0N394	0805	Water	MAB	1135	40	6680	6.2	hs025.d; Taken @ manifold bl.
Z-W5-01	B0N395	0811	Water	MAB	1146	24	2062	8.5	hs026.d; Taken @ manifold bl.
Z-W6-01	B0N396	0813	Water	MAB	1157	23	235	<2.0	hs027.d; Taken @ manifold bl.
Z-W6-02	B0N397	0813	Water	MAB	1208	23	244	<2.0	hs028.d; Taken @ manifold bl.
DI Blank	—	0645	Water	MAB	1219	<2.0	<2.0	<2.0	hs029.d
3000ug/L Cal. check	—	1145	Water	MAB	1230	3005 100%	2812 94%	2904 97%	hs030.d; Acceptable recoveries
DI Blank	—	0645	Water	MAB	1241	<2.0	<2.0	<2.0	hs031.d
						ppm	ppm	ppm	
Blank	—	—	Air	MAB	0843	<1.0	<1.0	<2.0	B&K 1301
27.6 ppm Cal. check	—	—	Air	MAB	0847	<1.0	27.9 101%	<2.0	B&K 1301 Acceptable recovery.
Z-A3-01	B0MBR8	0748	Air	MAB	0851	<1.0	<1.0	<2.0	B&K 1301
Z-A2-01	B0MBR7	0749	Air	MAB	0855	<1.0	16.3	<2.0	B&K 1301
Blank	—	—	Air	MAB	0859	<1.0	<1.0	<2.0	B&K 1301

For instrument operation information, please refer to logbook EL-1329-1, page 30

*M. J. B. / M. J. B. / M. J. B. 5/6/95*

**MOBILE LABORATORY DATA/LOG SHEET**

Site Name: 200-ZP-1 Phase III

Date: 5/20/98

Sample Number	HEIS Number	Sample Time	Sample Type	Sampler (Initials)	Analysis Time	Analytical Results			Comments
						TCM ug/L	CCl4 ug/L	TCE ug/L	
DI Blank	—	0650	Water	MAB	0919	<2.0	<2.0	<2.0	hs012.d ① MAB 6/5/98
100ug/L Cal. check	—	0710	Water	MAB	0930	95% 2001/98 90% <sup>D</sup>	98% 98% <sup>D</sup>	98% 98% <sup>D</sup>	hs013.d; Acceptable recoveries. ← SET ORIGINAL VALUES
DI Blank	—	0650	Water	MAB	0941	<2.0	<2.0	<2.0	hs014.d OK
Z-T2-01	B0N398	0720	Water	MAB	1014	<2.0	<2.0	<2.0	hs017.d;
Z-T2-02	B0N399	0720	Water	MAB	1025	<2.0	<2.0	<2.0	hs018.d;
Z-V1-01	B0N3B0	0725	Water	MAB	1036	<2.0	<2.0	<2.0	hs019.d
Z-FB2-01	B0N3B1	0722	Water	MAB	1047	<2.0	<2.0	<2.0	hs020.d
Z-T1-01	B0N3B2	0727	Water	MAB	1058	22	4043	7.9	hs021.d
Z-W1-01	B0N3B3	0729	Water	MAB	1109	30	6895	10	hs022.d
Z-W2-01	B0N3B4	0731	Water	MAB	1120	17	4187	13	hs023.d
Z-W3-01	B0N3B5	0823	Water	MAB	1131	18	4065	6.6	hs024.d; Taken @ manifold bldg.
Z-W4-01	B0N3B6	0825	Water	MAB	1142	39	7063	6.4	hs025.d; Taken @ manifold bldg.
Z-W5-01	B0N3B7	0814	Water	MAB	1153	23	2044	8.0	hs026.d; Taken @ manifold bldg.
Z-W6-01	B0N3B8	0816	Water	MAB	1204	23	243	<2.0	hs027.d; Taken @ manifold bldg.
DI Blank	—	0650	Water	MAB	1215	<2.0	<2.0	<2.0	hs028.d
3000ug/L Cal. check	—	1145	Water	MAB	1226	3220 3085 100% 107	2812 291% 109	2904 97% 104	hs029.d; Acceptable recoveries
DI Blank	—	0650	Water	MAB	1237	<2.0	<2.0	<2.0	hs030.d
						ppm	ppm	ppm	
Blank	—	—	Air	MAB	0850	<1.0	<1.0	<2.0	B&K 1301
27.6 ppm Cal. check	—	—	Air	MAB	0854	<1.0	27.9 101%	<2.0	B&K 1301 Acceptable recovery.
Z-A3-01	B0MBT0	0733	Air	MAB	0858	<1.0	<1.0	<2.0	B&K 1301
Z-A2-01	B0MBR9	0734	Air	MAB	0902	<1.0	15.6	<2.0	B&K 1301
Blank	—	—	Air	MAB	0906	<1.0	<1.0	<2.0	B&K 1301

For instrument operation information, please refer to logbook EL-1329-1, page 33

7/2/11 L.A.B.

**MOBILE LABORATORY DATA/LOG SHEET**

Site Name: 200-ZP-1 Phase III

Date: 6/04/98

Sample Number	HEIS Number	Sample Time	Sample Type	Sampler (Initials)	Analysis Time	Analytical Results			Comments
						TCM ug/L	CCl4 ug/L	TCE ug/L	
DI Blank	—	0705	Water	MAB	0939	<2.0	<2.0	<2.0	hs012.d
100ug/L Cal. check	—	0735	Water	MAB	0950	97 97%	97 97%	98 98%	hs013.d; Acceptable recoveries.
DI Blank	—	0705	Water	MAB	1001	<2.0	<2.0	<2.0	hs014.d
Z-T2-01	B0N3B9	0746	Water	MAB	1034	<2.0	<2.0	<2.0	hs017.d;
Z-V1-01	B0N3C0	0752	Water	MAB	1045	<2.0	<2.0	<2.0	hs018.d
Z-V1-02	B0N3C1	0752	Water	MAB	1056	<2.0	<2.0	<2.0	hs019.d
Z-FB2-01	B0N3C2	0749	Water	MAB	1107	<2.0	<2.0	<2.0	hs020.d
Z-T1-01	B0N3C3	0755	Water	MAB	1118	23	4023	8.2	hs021.d
Z-W1-01	B0N3C4	0757	Water	MAB	1129	30	7044	10	hs022.d
Z-W2-01	B0N3C5	0759	Water	MAB	1140	18	4307	14	hs023.d
Z-W3-01	B0N3C6	0811	Water	MAB	1151	19	3960	6.4	hs024.d; Taken @ manifold bldg.
Z-W4-01	B0N3C7	0813	Water	MAB	1202	41	7350	6.5	hs025.d; Taken @ manifold bldg.
Z-W5-01	B0N3C8	0818	Water	MAB	1213	24	1951	7.9	hs026.d; Taken @ manifold bldg.
Z-W6-01	B0N3C9	0820	Water	MAB	1224	23	259	<2.0	hs027.d; Taken @ manifold bldg.
DI Blank	—	0705	Water	MAB	1235	<2.0	<2.0	<2.0	hs028.d
3000ug/L Cal. check	—	1200	Water	MAB	1246	3034 101%	2831 94%	2935 98%	hs029.d; Acceptable recoveries
DI Blank	—	0705	Water	MAB	1257	<2.0	<2.0	<2.0	hs030.d
						ppm	ppm	ppm	
Blank	—	—	Air	MAB	0842	<1.0	<1.0	2.39	B&K 1301
27.6 ppm Cal. check	—	—	Air	MAB	0846	<1.0	27.9 101%	2.30	B&K 1301 Acceptable recovery.
Z-A3-01	B0MBT2	0800	Air	MAB	0850	<1.0	<1.0	2.40	B&K 1301
Z-A2-01	B0MBT1	0801	Air	MAB	0854	<1.0	15.7	<2.0	B&K 1301
Blank	—	—	Air	MAB	0858	<1.0	<1.0	2.79	B&K 1301

For instrument operation information, please refer to logbook EL-1329-1, page 36

*M. A. Baehler, M. L. Baehler, 6/4/98*

**MOBILE LABORATORY DATA/LOG SHEET**

Site Name: 200-ZP-1 Phase III

Date: 6/18/98

Sample Number	HEIS Number	Sample Time	Sample Type	Sampler (Initials)	Analysis Time	Analytical Results			Comments
						TCM ug/L	CCl4 ug/L	TCE ug/L	
DI Blank	—	0710	Water	MAB	1038	<2.0	<2.0	<2.0	hs012.d
100ug/L Cal. check	—	0745	Water	MAB	1049	98 98%	114 114%	103 103%	hs013.d; Acceptable recoveries.
DI Blank	—	0710	Water	MAB	1100	<2.0	<2.0	<2.0	hs014.d
Z-T2-01	B0N3D0	0801	Water	MAB	1133	<2.0	<2.0	<2.0	hs017.d;
Z-V1-01	B0N3D1	0808	Water	MAB	1144	<2.0	<2.0	<2.0	hs018.d
Z-FB2-01	B0N3D2	0804	Water	MAB	1155	<2.0	<2.0	<2.0	hs019.d
Z-FB2-02	B0N3D3	0804	Water	MAB	1206	<2.0	<2.0	<2.0	hs020.d
Z-T1-01	B0N3D4	0810	Water	MAB	1217	22	3548	7.5	hs021.d
Z-W1-01	B0N3D5	0812	Water	MAB	1228	28	6436	10	hs022.d
Z-W2-01	B0N3D6	0814	Water	MAB	1239	16	3658	13	hs023.d
Z-W3-01	B0N3D7	0828	Water	MAB	1250	17	3376	6.0	hs024.d; Taken @ manifold bldg.
Z-W4-01	B0N3D8	0830	Water	MAB	1301	38	6068	5.9	hs025.d; Taken @ manifold bldg.
Z-W5-01	B0N3D9	0836	Water	MAB	1312	23	1787	7.3	hs026.d; Taken @ manifold bldg.
Z-W6-01	B0N3F0	0838	Water	MAB	1323	23	246	<2.0	hs027.d; Taken @ manifold bldg.
DI Blank	—	0710	Water	MAB	1334	<2.0	<2.0	<2.0	hs028.d
3000ug/L Cal. check	—	1300	Water	MAB	1345	2874 96%	2475 83%	2684 90%	hs029.d; Acceptable recoveries
DI Blank	—	0710	Water	MAB	1356	<2.0	<2.0	<2.0	hs030.d
						ppm	ppm	ppm	
Blank	—	—	Air	MAB	0912	<1.0	<1.0	2.39	B&K 1301
27.6 ppm Cal. check	—	—	Air	MAB	0916	<1.0	27.7 100%	2.30	B&K 1301 Acceptable recovery.
Z-A3-01	B0POP6	0817	Air	MAB	0920	<1.0	<1.0	2.40	B&K 1301
Z-A2-01	B0POP5	0818	Air	MAB	0924	<1.0	16.1	<2.0	B&K 1301
Blank	—	—	Air	MAB	0928	<1.0	<1.0	2.79	B&K 1301

For instrument operation information, please refer to logbook EL-1329-1, page 38

*M. J. Smith, 1998*

**MOBILE LABORATORY DATA/LOG SHEET**

Site Name: 200-ZP-1 Phase III

Date: 7/01/

Sample Number	HEIS Number	Sample Time	Sample Type	Sampler (Initials)	Analysis Time	Analytical Results			Comments
						TCM ug/L	CCl4 ug/L	TCE ug/L	
DI Blank	—	0647	Water	MAB	0918	<2.0	<2.0	<2.0	hs012.d
100ug/L Cal. check	—	0710	Water	MAB	0929	<u>83</u> 83%	<u>90</u> 90%	<u>88</u> 88%	hs013.d; Acceptable recovery.
DI Blank	—	0647	Water	MAB	0940	<2.0	<2.0	<2.0	hs014.d
Z-T2-01	B0N3F1	0722	Water	MAB	1013	<2.0	<2.0	<2.0	hs017.d;
Z-V1-01	B0N3F2	0727	Water	MAB	1024	<2.0	<2.0	<2.0	hs018.d
Z-FB2-01	B0N3F3	0724	Water	MAB	1035	<2.0	<2.0	<2.0	hs019.d
Z-T1-01	B0N3F4	0730	Water	MAB	1047	22	3913	7.5	hs020.d
Z-T1-02	B0N3F5	0730	Water	MAB	1058	21	3817	7.2	hs021.d
Z-W1-01	B0N3F6	0732	Water	MAB	1109	27	6303	9.3	hs022.d
Z-W2-01	B0N3F7	0734	Water	MAB	1120	16	4238	13	hs023.d
Z-W3-01	B0N3F8	0749	Water	MAB	1131	18	3894	6.3	hs024.d; Taken @ manifold bl.
Z-W4-01	B0N3F9	0751	Water	MAB	1142	38	6374	6.1	hs025.d; Taken @ manifold bl.
Z-W5-01	B0N3H0	0757	Water	MAB	1154	22	2026	7.6	hs026.d; Taken @ manifold bl.
Z-W6-01	B0N3H1	0759	Water	MAB	1205	24	264	<2.0	hs027.d; Taken @ manifold bl.
DI Blank	—	0647	Water	MAB	1216	<2.0	<2.0	<2.0	hs028.d
3000ug/L Cal. check	—	1150	Water	MAB	1227	<u>3038</u> 101%	<u>2867</u> 96%	<u>2963</u> 99%	hs029.d; Acceptable recoveries
DI Blank	—	0647	Water	MAB	1239	<2.0	<2.0	<2.0	hs030.d
						ppm	ppm	ppm	
Blank	—	—	Air	MAB	0818	<1.0	<1.0	<2.0	B&K 1301
27.6 ppm Cal. check	—	—	Air	MAB	0822	<1.0	<u>27.8</u> 101%	<2.0	B&K 1301 Acceptable recovery.
Z-A3-01	B0POP8	0737	Air	MAB	0826	<1.0	<1.0	<2.0	B&K 1301
Z-A2-01	B0POP7	0738	Air	MAB	0830	<1.0	18.7	<2.0	B&K 1301
T-01 GAC Inf	B0POP9	0740	Air	MAB	0834	<1.0	11.2	<2.0	B&K 1301
Blank	—	—	Air	MAB	0838	<1.0	<1.0	<2.0	B&K 1301

For instrument operation information, please refer to logbook EL-1329-1, page 41

*[Handwritten signature and notes]*

**MOBILE LABORATORY DATA/LOG SHEET**

Site Name: 200-ZP-1 Phase III

Date: 7/15/98

Sample Number	HEIS Number	Sample Time	Sample Type	Sampler (Initials)	Analysis Time	Analytical Results			Comments
						TCM ug/L	CCl4 ug/L	TCE ug/L	
DI Blank	---	0647	Water	MAB	0924	<2.0	<2.0	<2.0	hs012.d
100ug/L Cal. check	---	0708	Water	MAB	0935	102 102%	113 113%	103 103%	hs013.d; Acceptable recoveries.
DI Blank	---	0647	Water	MAB	0946	<2.0	<2.0	<2.0	hs014.d
Z-T2-01	B0N3H2	0753	Water	MAB	1020	<2.0	<2.0	<2.0	hs017.d;
Z-V1-01	B0N3H3	0821	Water	MAB	1031	<2.0	<2.0	<2.0	hs018.d
Z-FB2-01	B0N3H4	0810	Water	MAB	1042	<2.0	<2.0	<2.0	hs019.d
Z-T1-01	B0N3H5	0836	Water	MAB	1053	21	3667	7.1	hs020.d
Z-W1-01	B0N3H6	0852	Water	MAB	1104	24	5614	8.4	hs021.d
Z-W1-02	B0N3H7	0852	Water	MAB	1115	26	6128	9.3	hs022.d
Z-W2-01	B0N3H8	0914	Water	MAB	1126	15	3769	12	hs023.d
Z-W3-01	B0N3H9	1000	Water	MAB	1137	17	3816	6.2	hs024.d; Taken @ manifold bldg.
Z-W4-01	B0N3J0	1020	Water	MAB	1148	35	5855	5.1	hs025.d; Taken @ manifold bldg.
Z-W5-01	B0N3J1	1040	Water	MAB	1200	20	1564	6.0	hs026.d; Taken @ manifold bldg.
Z-W6-01	B0N3J2	1055	Water	MAB	1211	22	243	<2.0	hs027.d; Taken @ manifold bldg.
DI Blank	---	0647	Water	MAB	1222	<2.0	<2.0	<2.0	hs028.d
3000ug/L Cal. check	---	1200	Water	MAB	1233	2931 98%	2637 88%	2775 93%	hs029.d; Acceptable recoveries
DI Blank	---	0647	Water	MAB	1244	<2.0	<2.0	<2.0	hs030.d
						ppm	ppm	ppm	
Blank	---	---	Air	MAB	1126	<1.0	<1.0	<2.0	B&K 1301
27.6 ppm Cal. check	---	---	Air	MAB	1130	<1.0	27.8 101%	<2.0	B&K 1301 Acceptable recovery.
Z-A3-01	B0P0R1	0918	Air	MAB	1134	<1.0	<1.0	<2.0	B&K 1301
Z-A2-01	B0P0R0	0920	Air	MAB	1138	<1.0	16.8	<2.0	B&K 1301
Blank	---	---	Air	MAB	1142	<1.0	<1.0	<2.0	B&K 1301

For instrument operation information, please refer to logbook EL-1329-1, page 43

*M.A. Brachler / M.G. Brachler 7/15/98*



**MOBILE LABORATORY DATA/LOG SHEET**

Site Name: 200-ZP-1 Phase III

Date: 8/13/98

Sample Number	HEIS Number	Sample Time	Sample Type	Sampler (Initials)	Analysis Time	Analytical Results			Comments
						TCM ug/L	CCl4 ug/L	TCE ug/L	
DI Blank	—	0655	Water	MAB	0928	<2.0	<2.0	<2.0	hs012.d
100ug/L Cal. check	—	0715	Water	MAB	1024	109 109%	121 121%	105 105%	hs017.d; Acceptable recoveries.
DI Blank	—	0655	Water	MAB	1035	<2.0	<2.0	<2.0	hs018.d
Z-T2-01	B0N3K4	0812	Water	MAB	1046	<2.0	<2.0	<2.0	hs019.d;
Z-V1-01	B0N3K5	0817	Water	MAB	1057	<2.0	<2.0	<2.0	hs020.d
Z-FB2-01	B0N3K6	0813	Water	MAB	1108	<2.0	<2.0	<2.0	hs021.d
Z-T1-01	B0N3K7	0818	Water	MAB	1120	23	3901	7.8	hs022.d
Z-W1-01	B0N3K8	0820	Water	MAB	1131	27	6320	9.2	hs023.d
Z-W2-01	B0N3K9	0822	Water	MAB	1142	17	4095	13	hs024.d
Z-W3-01	B0N3L0	0837	Water	MAB	1153	18	3744	6.3	hs025.d; Taken @ manifold bldg.
Z-W3-02	B0N3L1	0837	Water	MAB	1205	18	3807	6.7	hs026.d; Taken @ manifold bldg.
Z-W4-01	B0N3L2	0839	Water	MAB	1216	38	6183	6.1	hs027.d; Taken @ manifold bldg.
Z-W5-01	B0N3L3	0846	Water	MAB	1227	23	1930	7.2	hs028.d; Taken @ manifold bldg.
Z-W6-01	B0N3L4	0848	Water	MAB	1239	24	244	<2.0	hs029.d; Taken @ manifold bldg.
DI Blank	—	0655	Water	MAB	1250	<2.0	<2.0	<2.0	hs030.d
3000ug/L Cal. check	—	1215	Water	MAB	1301	2970 99%	2717 91%	2843 95%	hs031.d; Acceptable recoveries
DI Blank	—	0655	Water	MAB	1313	<2.0	<2.0	<2.0	hs032.d
						ppm	ppm	ppm	
Blank	—	—	Air	MAB	0916	<1.0	<1.0	2.4	B&K 1301
27.6 ppm Cal. check	—	—	Air	MAB	0920	<1.0	27.5 100%	<2.0	B&K 1301 Acceptable recovery.
Z-A3-01	B0P0R5	0825	Air	MAB	0924	<1.0	<1.0	<2.0	B&K 1301
Z-A2-01	B0P0R4	0826	Air	MAB	0928	<1.0	15.4	<2.0	B&K 1301
Blank	—	—	Air	MAB	0932	<1.0	<1.0	<2.0	B&K 1301

For instrument operation information, please refer to logbook EL-1329-1, page 48

*M.A. Brackley, 1-79 G Brackley, 1-10-98*

**MOBILE LABORATORY DATA/LOG SHEET**

Site Name: 200-ZP-1 Phase III

Date: 8/26/98

Sample Number	HEIS Number	Sample Time	Sample Type	Sampler (Initials)	Analysis Time	Analytical Results			Comments
						TCM ug/L	CCl4 ug/L	TCE ug/L	
DI Blank	—	0625	Water	RTC	0846	<2.0	<2.0	<2.0	hs012.d
100ug/L Cal. check	—	0630	Water	RTC	0909	108 108%	116 116%	105 105%	hs013.d; Acceptable recoveries.
DI Blank	—	0625	Water	RTC	0920	<2.0	<2.0	<2.0	hs014.d
Z-T2-01	B0N3L5	0830	Water	RTC	0954	<2.0	<2.0	<2.0	hs019.d;
Z-V1-01	B0N3L6	0839	Water	RTC	1005	<2.0	<2.0	<2.0	hs020.d
Z-FB2-01	B0N3L7	0855	Water	RTC	1016	<2.0	<2.0	<2.0	hs021.d
Z-T1-01	B0N3L8	0835	Water	RTC	1027	20	3562	6.8	hs022.d
Z-W1-01	B0N3L9	0844	Water	RTC	1038	26	5845	8.0	hs023.d
Z-W2-01	B0N3M0	0848	Water	RTC	1049	15	3579	11	hs024.d
Z-W3-01	B0N3M1	0913	Water	RTC	1100	15	2762	5.2	hs025.d; Taken @ manifold bldg.
Z-W4-01	B0N3M2	0910	Water	RTC	1111	33	4772	5.2	hs026.d; Taken @ manifold bldg.
Z-W4-02	B0N3M3	0910	Water	RTC	1122	32	4775	5.2	hs027.d; Taken @ manifold bldg.
Z-W5-01	B0N3M4	0903	Water	RTC	1133	21	1617	6.9	hs028.d; Taken @ manifold bldg.
Z-W6-01	B0N3M5	0900	Water	RTC	1144	21	225	<2.0	hs029.d; Taken @ manifold bldg.
DI Blank	—	0625	Water	RTC	1420	<2.0	<2.0	<2.0	hs043.d
2500ug/L Cal. check	—	0630	Water	RTC	1513	2567 103%	2455 98%	2433 97%	hs044.d; Acceptable recoveries
DI Blank	—	0625	Water	RTC	1524	<2.0	<2.0	<2.0	hs045.d
						ppm	ppm	ppm	
Blank 25.2 ppm 8/19/98	—	—	Air	RTC	1342	<1.0	<1.0	<2.0	B&K 1301
-27.6 ppm Cal. check	—	—	Air	RTC	1350	<1.0 106%	27.5 100% 8/19/98	<2.0	B&K 1301 Acceptable recovery.
Z-A3-01	B0P0R6	0850	Air	RTC	1354	<1.0	<1.0	<2.0	B&K 1301
Z-A2-01	B0P0R7	0852	Air	RTC	1358	<1.0	15.3	<2.0	B&K 1301
Blank	—	—	Air	RTC	1402	<1.0	<1.0	<2.0	B&K 1301

For instrument operation information, please refer to logbook EL-1329-1, page 49

*RT Coffman / RT Coffman 8/26/98*

**MOBILE LABORATORY DATA/LOG SHEET**

Site Name: 200-ZP-1 Phase III

Date: 9/09/98

Sample Number	HEIS Number	Sample Time	Sample Type	Sampler (Initials)	Analysis Time	Analytical Results			Comments
						TCM ug/L	CCl4 ug/L	TCE ug/L	
DI Blank	—	0720	Water	MAB	0954	<2.0	<2.0	<2.0	hs012.d
100ug/L Cal. check	—	0740	Water	MAB	1005	100	105	105	hs013.d; Acceptable recoveries.
DI Blank	—	0720	Water	MAB	1016	<2.0	<2.0	<2.0	hs014.d
Z-T2-01	BON3M6	0806	Water	MAB	1050	<2.0	<2.0	<2.0	hs017.d;
Z-V1-01	BON3M7	0811	Water	MAB	1101	<2.0	<2.0	<2.0	hs018.d
Z-FB2-01	BON3M8	0808	Water	MAB	1112	<2.0	<2.0	<2.0	hs019.d
Z-T1-01	BON3M9	0813	Water	MAB	1123	22	3816	7.6	hs020.d
Z-W1-01	BON3N0	0815	Water	MAB	1134	27	6856	10	hs021.d
Z-W2-01	BON3N1	0817	Water	MAB	1145	17	4364	14	hs022.d
Z-W3-01	BON3N2	0833	Water	MAB	1156	18	3787	7.1	hs023.d; Taken @ manifold bldg.
Z-W4-01	BON3N3	0835	Water	MAB	1207	37	6155	6.5	hs024.d; Taken @ manifold bldg.
Z-W5-01	BON3N4	0842	Water	MAB	1218	21	1630	6.0	hs025.d; Taken @ manifold bldg.
Z-W5-02	BON3N5	0842	Water	MAB	1230	22	1724	6.5	hs026.d; Taken @ manifold bldg.
Z-W6-01	BON3N6	0844	Water	MAB	1241	23	261	<2.0	hs027.d; Taken @ manifold bldg.
DI Blank	—	0720	Water	MAB	1252	<2.0	<2.0	<2.0	hs028.d
3000ug/L Cal. check	—	1200	Water	MAB	1303	3049	2917	2997	hs029.d; Acceptable recoveries
DI Blank	—	0720	Water	MAB	1314	<2.0	<2.0	<2.0	hs030.d
						ppm	ppm	ppm	
Blank 25.9 11/19/98	—	—	Air	MAB	0911	<1.0	<1.0	2.4	B&K 1301
27.6 ppm Cal. check	—	—	Air	MAB	0915	<1.0	27.3	<2.0	B&K 1301 Acceptable recovery.
Z-A3-01	BOPOR9	0818	Air	MAB	0919	<1.0	<1.0	<2.0	B&K 1301
Z-A2-01	BOPOR8	0820	Air	MAB	0923	<1.0	14.8	<2.0	B&K 1301
Blank	—	—	Air	MAB	0927	<1.0	<1.0	<2.0	B&K 1301

For instrument operation information, please refer to logbook EL-1329-1, page 53

*Handwritten signature and date: 9/10/98*

**MOBILE LABORATORY DATA/LOG SHEET**

Site Name: 200-ZP-1 Phase III

Date: 9/24/98

Sample Number	HEIS Number	Sample Time	Sample Type	Sampler (Initials)	Analysis Time	Analytical Results			Comments
						TCM ug/L	CCl4 ug/L	TCE ug/L	
DI Blank	—	0650	Water	MAB	0924	<2.0	<2.0	<2.0	hs012.d
100ug/L Cal. check	—	0715	Water	MAB	1020	104 104%	109 109%	97 97%	hs017.d; Acceptable recoveries.
DI Blank	—	0650	Water	MAB	1031	<2.0	<2.0	<2.0	hs018.d
Z-T2-01	B0N3N7	0737	Water	MAB	1042	<2.0	<2.0	<2.0	hs019.d;
Z-V1-01	B0N3N8	0741	Water	MAB	1053	<2.0	<2.0	<2.0	hs020.d
Z-FB2-01	B0N3N9	0738	Water	MAB	1104	<2.0	<2.0	<2.0	hs021.d
Z-T1-01	B0N3P0	0744	Water	MAB	1137	22	4006	8.0	hs024.d
Z-W1-01	B0N3P1	0746	Water	MAB	1148	27	6832	9.8	hs025.d
Z-W2-01	B0N3P2	0748	Water	MAB	1200	17	4662	14	hs026.d
Z-W3-01	B0N3P3	0806	Water	MAB	1211	19	4250	7.9	hs027.d; Taken @ manifold bldg
Z-W4-01	B0N3P4	0808	Water	MAB	1222	37	6447	6.4	hs028.d; Taken @ manifold bldg.
Z-W5-01	B0N3P5	0813	Water	MAB	1233	22	1901	6.8	hs029.d; Taken @ manifold bldg.
Z-W6-01	B0N3P6	0815	Water	MAB	1244	24	317	<2.0	hs030.d; Taken @ manifold bldg.
Z-W6-02	B0N3P7	0815	Water	MAB	1255	24	300	<2.0	hs031.d; Taken @ manifold bldg.
DI Blank	—	0650	Water	MAB	1306	<2.0	<2.0	<2.0	hs032.d
3000ug/L Cal. check	—	1230	Water	MAB	1317	3012 100%	2670 89%	2802 93%	hs033.d; Acceptable recoveries
DI Blank	—	0650	Water	MAB	1328	<2.0	<2.0	<2.0	hs034.d
						ppm	ppm	ppm	
Blank	—	—	Air	MAB	1053	<1.0	<1.0	2.4	B&K 1301
25.5 ppm Cal. check	—	—	Air	MAB	1057	<1.0	27.1 106%	<2.0	B&K 1301 Acceptable recovery.
Z-A3-01	B0P0R9	0749	Air	MAB	1101	<1.0	<1.0	<2.0	B&K 1301
Z-A2-01	B0P0R8	0751	Air	MAB	1105	<1.0	13.5	<2.0	B&K 1301
Blank	—	—	Air	MAB	1109	<1.0	<1.0	<2.0	B&K 1301

For instrument operation information, please refer to logbook EL-1329-1, page 54

Used in

**MOBILE LABORATORY DATA/LOG SHEET**

Site Name: 200-ZP-1 Phase III

Date: 10/07/

Sample Number	HEIS Number	Sample Time	Sample Type	Sampler (Initials)	Analysis Time	Analytical Results			Comments
						TCM ug/L	CCI4 ug/L	TCE ug/L	
DI Blank	—	0730	Water	MAB	1220	<2.0	<2.0	<2.0	hs012.d
100ug/L Cal. check	—	0800	Water	MAB	1231	99 99%	103 103%	99 99%	hs013.d; Acceptable recoveries
DI Blank	—	0730	Water	MAB	1242	<2.0	<2.0	<2.0	hs014.d
Z-T2-01	BON3P8	0827	Water	MAB	1316	<2.0	<2.0	<2.0	hs017.d;
Z-T2-02	BON3P9	0827	Water	MAB	1327	<2.0	<2.0	<2.0	hs018.d;
Z-V1-01	BON3R0	0830	Water	MAB	1338	<2.0	<2.0	<2.0	hs019.d
Z-FB2-01	BON3R1	0828	Water	MAB	1349	<2.0	<2.0	<2.0	hs020.d
Z-T1-01	BON3R2	0832	Water	MAB	1400	20	3261	6.9	hs021.d
Z-W1-01	BON3R3	0835	Water	MAB	1411	24	5699	8.2	hs022.d
Z-W2-01	BON3R4	0837	Water	MAB	1422	16	3795	12	hs023.d
Z-W3-01	BON3R5	1032	Water	MAB	1433	17	3379	6.6	hs024.d; Taken @ manifold bld.
Z-W4-01	BON3R6	1034	Water	MAB	1444	34	5295	5.9	hs025.d; Taken @ manifold bld.
Z-W5-01	BON3R7	1040	Water	MAB	1455	20	1490	5.8	hs026.d; Taken @ manifold bld.
Z-W6-01	BON3R8	1042	Water	MAB	1506	21	230	<2.0	hs027.d; Taken @ manifold bld.
DI Blank	—	0730	Water	MAB	1518	<2.0	<2.0	<2.0	hs028.d
3000ug/L Cal. check	—	1500	Water	MAB	1529	2891 99%	2327 78%	2626 88%	hs029.d; Acceptable recoveries
DI Blank	—	0730	Water	MAB	1540	<2.0	<2.0	<2.0	hs030.d
						ppm	ppm	ppm	
Blank	—	—	Air	MAB	1103	<1.0	<1.0	2.4	B&K 1301
25.5 ppm Cal. check	—	—	Air	MAB	1107	<1.0	26.9 106%	<2.0	B&K 1301 Acceptable recovery.
Z-A3-01	BOPOT3	1020	Air	MAB	1111	<1.0	<1.0	<2.0	B&K 1301
Z-A2-01	BOPOT2	1022	Air	MAB	1115	<1.0	13.6	<2.0	B&K 1301
Blank	—	—	Air	MAB	1119	<1.0	<1.0	<2.0	B&K 1301

For instrument operation information, please refer to logbook EL-1329-1, page 56

*Handwritten signature and date: M. J. ... 10/11/06*

**MOBILE LABORATORY DATA/LOG SHEET**

Site Name: 200-ZP-1 Phase III Quarterly Sampling

Date: 10/21/98

Sample Number	HEIS Number	Sample Time	Sample Type	Sampler (Initials)	Analysis Time	Analytical Results			Comments
						TCM ug/L	CCl4 ug/L	TCE ug/L	
DI Blank	—	0805	Water	MAB	1056	<2.0	<2.0	<2.0	hs012.d
100ug/L Cal. check	—	0835	Water	MAB	1107	102 102%	94 94%	100 100%	hs013.d; Acceptable recoveries.
DI Blank	—	0805	Water	MAB	1118	<2.0	<2.0	<2.0	hs014.d
Z-T2-01	B0R623	0903	Water	MAB	1151	<2.0	<2.0	<2.0	hs017.d;
Z-V1-01	B0R625	0917	Water	MAB	1202	<2.0	<2.0	<2.0	hs018.d
Z-V1-02	B0R627	0932	Water	MAB	1213	<2.0	<2.0	<2.0	hs019.d
Z-FB2-01	B0R629	0932	Water	MAB	1224	<2.0	<2.0	<2.0	hs020.d
Z-T1-01	B0R631	0957	Water	MAB	1235	20	3536	7.2	hs021.d
Z-W1-01	B0R633	1009	Water	MAB	1246	24	5593	8.0	hs022.d
Z-W2-01	B0R635	1028	Water	MAB	1257	16	3906	12	hs023.d
Z-W3-01	B0R637	1208	Water	MAB	1319	17	3208	6.1	hs024.d; Taken @ manifold bldg.
Z-W4-01	B0R639	1219	Water	MAB	1329	33	4789	5.1	hs025.d; Taken @ manifold bldg.
Z-W5-01	B0R641	1247	Water	MAB	1341	20	1587	5.8	hs026.d; Taken @ manifold bldg.
Z-W6-01	B0R643	1259	Water	MAB	1352	21	209	<2.0	hs027.d; Taken @ manifold bldg.
DI Blank	—	0805	Water	MAB	1403	<2.0	<2.0	<2.0	hs028.d
3000ug/L Cal. check	—	1335	Water	MAB	1414	2982 99%	2824 94%	2927 98%	hs029.d; Acceptable recoveries
DI Blank	—	0805	Water	MAB	1425	<2.0	<2.0	<2.0	hs030.d
						ppm	ppm	ppm	
Blank	—	—	Air	MAB	1323	<1.0	<1.0	2.4	B&K 1301
25.5 ppm Cal. check	—	—	Air	MAB	1327	<1.0	27.2 107%	<2.0	B&K 1301 Acceptable recovery.
Z-A3-01	B0R647	1040	Air	MAB	1331	<1.0	<1.0	<2.0	B&K 1301
Z-A2-01	B0R645	1045	Air	MAB	1335	<1.0	14.1	<2.0	B&K 1301
Blank	—	—	Air	MAB	1339	<1.0	<1.0	<2.0	B&K 1301

For instrument operation information, please refer to logbook EL-1329-1, page 58

*M.A. Baechter / M.G. Baechter 10/22/98*