



Mr. John Grantham  
State of Washington  
Department of Ecology  
Nuclear & Mixed Waste Program  
P. O. Box 47600  
Olympia, WA 98504-7600

FLUOR DANIEL, INC.

Date: June 2, 1993

Reference: Hanford Waste Vitrification Plant  
DOE Contract DE-AC06-86RL10838  
Fluor Contract 8457

Transmittal No.: WDOE-448

Dear Mr. Grantham:

TRANSMITTAL

We enclose 1 copy of the items listed below. These are issued per US-DOE request.

Response due to Fluor: N/A  
Responds to: PACKAGE P06B

NUMBER	REV	DATE	TITLE
SEE TRANSMITTAL ATTACHMENT	----	----	P06B PACKAGE MELTER PUR AND DRAIN TURNTABLE  SUBMITTED ON WDOE-402 DATED 04/15/93 REV. 0  THIS TRANSMITTAL IS ISSUED AT US-DOE REQUEST TO RELEASE THIS LISTED PACKAGE FOR CONSTRUCTION PLEASE ATTACH THE RELEASED FOR CONSTRUCTION SIGNATURE PAGE TO THE PREVIOUS SUBMITTAL. THE TRANSMITTAL NUMBER AND DATE LISTED FOR YOUR CONVENIENCE.  ISSUANCE OF THIS TRANSMITTAL CONSTITUTES COMPLETION OF MILESTONE <u>807</u> .

Distribution:  
REFERENCE: FRP-976, FUP-485  
R. L. Long: DOE-RL W/O  
VPO/AME Corresp Cntrl Cntr, MSIN A5-10  
(P06B PACKAGE), w/O  
P. Felise, WHC-RL (MSIN G6-16) w/1  
Environmental Data Management Center  
(MSIN H4-44) w/1  
D. Duncan, US EPA, Region X w/O

Very truly yours,

*Roskie Cadenas for*  
R. S. Poulter  
Project Director



RSP:JMJ:ts

HANFORD WASTE VITRIFICATION PLANT  
 COORDS LISTING OF SPECIFICATION FOR PKG P06B

DISC	PACKAGE	SPEC NUMBER	PKG REV	SPECIFICATION TITLE	SEC REV	SECTION	SECTION TITLE	REMARKS
	P06B	B-595-P-P06B	0	MELTER POUR AND DRAIN TURNTABLE				
40					0	01730	OPERATION AND MAINTENANCE DATA	
40					0	05060	WELDING STRUCTURAL	
40					0	13252	PRECAUTIONS FOR FABRICATION, HANDLING AND STORAGE OF STAINLESS STEEL AND NICKEL ALLOYS	
40					0	14601	POUR TURNTABLE	
40					0	14602	DRAIN TURNTABLE	
40					0	14603	CABLE REEL ASSEMBLY	
40					0	14604	TRACK AND CATCH PAN ASSEMBLY	
40					0	15196	IDENTIFICATION AND TAGGING METHODS FOR MECHANICAL EQUIPMENT	
40					0	16120	SOLDERING - ELECTRICAL	
40					0	16151	MOTORS-INDUCTION FOR RADIOACTIVE SERVICE	
60					0	16610	ELECTRICAL REQUIREMENTS FOR PACKAGED EQUIPMENT	
70					0	17857	LOCAL CONTROL PANELS FOR POUR AND DRAIN TURNTABLES	
70					0	17886	INSTR FURNISHED W/MECH EQPT LOAD CELL SIGNAL CONDITIONER POUR & DRAIN TURNTABLES	

00/PIPING & INSTRUMENT DIAGRAMS, 05/CIVIL, 10/HVAC, 20/STRUCTURAL, 30/ARCHITECTURAL, 40/MECHANICAL, 50/PIPING, 51/FIRE PROTECTION, 60/ELECTRICAL, 70/CONTROL SYSTEMS, 90/MISCELLANEOUS

PAGE 1  
 DATE 04/07/93  
 CONTRACT 80845734

Time: 11:17 AM

HANFORD WASTE VITRIFICATION PLANT  
 COORDS LISTING OF DRAWINGS FOR PKG P06B

DISC	PACKAGE	DRAWING NUMBER	SHT NO.	REV	SIGNATURE DATE	DRAWING TITLE	REMARKS
30	P06B	H-2-116013	1	0	04/06/93	MELTER POUR & DRAIN TURNTABLE TITLE SHEET	
30	P06B	H-2-116014	1	0	04/06/93	MELTER POUR & DRAIN TURNTABLE DRAWING INDEX	
30	P06B	H-2-116014	2	0	04/06/93	MELTER POUR & DRAIN TURNTABLE DRAWING INDEX	
40	P06B	H-2-120302	1	0	04/06/93	TU-130-001 POUR TURNTABLE PARTS LIST & NOTES	
40	P06B	H-2-120302	2	0	04/06/93	TU-130-001 POUR TURNTABLE ASSEMBLY	
40	P06B	H-2-120302	3	0	04/06/93	TU-130-001 POUR TURNTABLE ASSEMBLY	
40	P06B	H-2-120302	4	0	04/06/93	TU-130-001 POUR TURNTABLE ASSEMBLY	
40	P06B	H-2-120302	5	0	04/06/93	TU-130-001 POUR TURNTABLE ASSEMBLY	
40	P06B	H-2-120302	6	0	04/06/93	TU-130-001 POUR TURNTABLE ASSEMBLY	
40	P06B	H-2-120302	7	0	04/06/93	TU-130-001 POUR TURNTABLE ASSEMBLY	
40	P06B	H-2-120302	8	0	04/06/93	TU-130-001 POUR TURNTABLE ASSEMBLY	
40	P06B	H-2-120302	9	0	04/06/93	TU-130-001 POUR TURNTABLE ASSEMBLY	
40	P06B	H-2-120302	10	0	04/06/93	TU-130-001 POUR TURNTABLE ASSEMBLY	
40	P06B	H-2-120302	11	0	04/06/93	TU-130-001 LIMIT SWITCH BRACKET WELDMENT	
40	P06B	H-2-120302	12	0	04/06/93	TU-130-001 DRIVE ARM & PLUNGER ASSEMBLIES	
40	P06B	H-2-120302	13	0	04/06/93	TU-130-001 BASE WELDMENT	
40	P06B	H-2-120302	14	0	04/06/93	TU-130-001 WHEEL COVER DETAILS	
40	P06B	H-2-120302	15	0	04/06/93	TU-130-001 WHEEL COVER ASSEMBLY	
40	P06B	H-2-120302	16	0	04/06/93	TU-130-001 BEVEL GEAR	
40	P06B	H-2-120302	17	0	04/06/93	TU-130-001 ASSEMBLY & DETAILS	
40	P06B	H-2-120302	18	0	04/06/93	TU-130-001 DETAILS	
40	P06B	H-2-120303	1	0	04/06/93	TU-130-001 CANISTER GUIDE WELDMENT	
40	P06B	H-2-120303	2	0	04/06/93	TU-130-001 CANISTER GUIDE DETAILS	
40	P06B	H-2-120304	1	0	04/06/93	TU-130-001 CART, SPIDER DRIVE SUPPORT ASSEMBLY	

00/PIPING & INSTRUMENT DIAGRAMS, 05/CIVIL, 10/HVAC, 20/STRUCTURAL, 30/ARCHITECTURAL, 40/MECHANICAL, 50/PIPING, 51/FIRE PROTECTION,  
 60/ELECTRICAL, 70/CONTROL SYSTEMS, 90/MISCELLANEOUS

HANFORD WASTE VITRIFICATION PLANT  
 COORDS LISTING OF DRAWINGS FOR PKG P06B

DISC	PACKAGE	DRAWING NUMBER	SHT NO.	REV	SIGNATURE DATE	DRAWING TITLE	REMARKS
40	P06B	H-2-120304	2	0	04/06/93	TU-130-001 CART, SPIDER DRIVE SUPPORT DETAILS	
40	P06B	H-2-120305	1	0	04/06/93	TU-130-001 POUR TURNABLE CART DRIVE PARTS LIST & NOTES	
40	P06B	H-2-120305	2	0	04/06/93	TU-130-001 CART DRIVE SUPPORT DETAILS	
40	P06B	H-2-120306	1	0	04/06/93	TU-130-001 SPIDER DRIVE MOTOR PARTS LIST & NOTES	
40	P06B	H-2-120306	2	0	04/06/93	TU-130-001 SPIDER DRIVE MOTOR ASSEMBLY	
40	P06B	H-2-120306	3	0	04/06/93	TU-130-001 SPIDER DRIVE MOTOR ASSEMBLY	
40	P06B	H-2-120306	4	0	04/06/93	TU-130-001 MOUNTING PLATE	
40	P06B	H-2-120306	5	0	04/06/93	TU-130-001 LIMIT SWITCH MOUNTING ASSEMBLY	
40	P06B	H-2-120306	6	0	04/06/93	TU-130-001 SPIDER DRIVE MOTOR FRAME WELDMENT	
40	P06B	H-2-120306	7	0	04/06/93	TU-130-001 SPIDER DRIVE MOTOR FRAME WELDMENT	
40	P06B	H-2-120306	8	0	04/06/93	TU-130-001 SPIDER DRIVE MOTOR FRAME WELDMENT	
40	P06B	H-2-120306	9	0	04/06/93	TU-130-001 SPIDER DRIVE MOTOR DETAILS	
40	P06B	H-2-120306	10	0	04/06/93	TU-130-001 SPIDER DRIVE MOTOR DETAILS	
40	P06B	H-2-120306	11	0	04/06/93	TU-130-001 SPIDER DRIVE MOTOR DETAILS	
40	P06B	H-2-120306	12	0	04/06/93	TU-130-001 SPIDER DRIVE MOTOR DETAILS	
40	P06B	H-2-120306	13	0	04/06/93	TU-130-001 PILLOW BLOCK SUPPORT	
40	P06B	H-2-120306	14	0	04/06/93	TU-130-001 SHAFT EXTENSION ASSEMBLY	
40	P06B	H-2-120307	1	0	04/06/93	TU-130-001 OUTER RAIL PARTS LIST & NOTES	
40	P06B	H-2-120307	2	0	04/06/93	TU-130-001 OUTER RAILS	
40	P06B	H-2-120307	3	0	04/06/93	TU-130-001 INNER RAILS	
40	P06B	H-2-120308	1	0	04/06/93	TU-130-001 CART DR MOT ASSY PARTS LIST & NOTES	
40	P06B	H-2-120308	2	0	04/06/93	TU-130-001 CART DRIVE MOTOR WELDMENT	
40	P06B	H-2-120308	3	0	04/06/93	TU-130-001 CART DRIVE MOTOR SPLASH GUARD ASSY	
40	P06B	H-2-120308	4	0	04/06/93	TU-130-001 CART DRIVE MOTOR DETAILS	

00/PIPING & INSTRUMENT DIAGRAMS, 05/CIVIL, 10/HVAC, 20/STRUCTURAL, 30/ARCHITECTURAL, 40/MECHANICAL, 50/PIPING, 51/FIRE PROTECTION,  
 60/ELECTRICAL, 70/CONTROL SYSTEMS, 90/MISCELLANEOUS

PAGE 3  
 DATE 04/07/93  
 CONTRACT 80845734

Time: 11:17 AM

HANFORD WASTE VITRIFICATION PLANT  
 COORDS LISTING OF DRAWINGS FOR PKG P06B

DISC	PACKAGE	DRAWING NUMBER	SHT NO.	REV	SIGNATURE DATE	DRAWING TITLE	REMARKS
40	P06B	H-2-120309	1	0	04/06/93	TU-130-001 CANISTER DOLLY ASSEMBLY PARTS LIST & NOTES	
40	P06B	H-2-120309	2	0	04/06/93	TU-130-001 CANISTER DOLLY ASSEMBLY	
40	P06B	H-2-120309	3	0	04/06/93	TU-130-001 CANISTER DOLLY TRUNNION LIFTING WELDMENT & DETS	
40	P06B	H-2-120309	4	0	04/06/93	TU-130-001 CANISTER DOLLY WELDMENT	
40	P06B	H-2-120309	5	0	04/06/93	TU-130-001 CANISTER DOLLY TOP PLATE DETAIL	
40	P06B	H-2-120309	6	0	04/06/93	TU-130-001 CANISTER DOLLY BASE PLATE DETAIL	
40	P06B	H-2-120309	7	0	04/06/93	TU-130-001 CANISTER DOLLY BODY DETAILS	
40	P06B	H-2-120309	8	0	04/06/93	TU-130-001 CANISTER DOLLY WHEEL MOUNTING PLATE DETAIL	
40	P06B	H-2-120309	9	0	04/06/93	TU-130-001 CANISTER DOLLY COVER DETAIL	
40	P06B	H-2-120310	1	0	04/06/93	TU-130-001 LIFTING TRUNNION WELDMENT PARTS LIST & NOTES	
40	P06B	H-2-120310	2	0	04/06/93	TU-130-001 LIFTING TRUNNION WELDMENT DETAILS	
40	P06B	H-2-120311	1	0	04/06/93	TU-130-001 CART SUPPORT ASSEMBLY PARTS LIST & NOTES	
40	P06B	H-2-120311	2	0	04/06/93	TU-130-001 CART SUPPORT DETAILS	
40	P06B	H-2-120312	1	0	04/06/93	TU-130-001 CART DRIVE PARTS LIST & NOTES	
40	P06B	H-2-120312	2	0	04/06/93	TU-130-001 CART DRIVE ASSEMBLY	
40	P06B	H-2-120312	3	0	04/06/93	TU-130-001 SPLASH GUARD WHEEL DRIVE LEFT SIDE ASSEMBLY	
40	P06B	H-2-120312	4	0	04/06/93	TU-130-001 SPLASH GUARD WHEEL DRIVE RIGHT SIDE ASSEMBLY	
40	P06B	H-2-120312	5	0	04/06/93	TU-130-001 CLUTCH COUPLING COVER AND SUPPORT ASSEMBLY	
40	P06B	H-2-120312	6	0	04/06/93	TU-130-001 SPLASH GUARD WHEEL DRIVE LEFT SIDE DETAILS	
40	P06B	H-2-120312	7	0	04/06/93	TU-130-001 SPLASH GUARD WHEEL DRIVE RIGHT SIDE DETAILS	
40	P06B	H-2-120312	8	0	04/06/93	TU-130-001 CLUTCH COUPLING COVER DETAILS	
40	P06B	H-2-120312	9	0	04/06/93	TU-130-001 CLUTCH COUPLING DETAILS	
40	P06B	H-2-120312	10	0	04/06/93	TU-130-001 SHAFT AND SPACER DETAILS	
40	P06B	H-2-120312	11	0	04/06/93	TU-130-001 MODIFIED GEARED WHEEL DETAIL	

00/PIPING & INSTRUMENT DIAGRAMS, 05/CIVIL, 10/HVAC, 20/STRUCTURAL, 30/ARCHITECTURAL, 40/MECHANICAL, 50/PIPING, 51/FIRE PROTECTION,  
 60/ELECTRICAL, 70/CONTROL SYSTEMS, 90/MISCELLANEOUS

HANFORD WASTE VITRIFICATION PLANT  
 COORDS LISTING OF DRAWINGS FOR PKG P06B

DISC	PACKAGE	DRAWING NUMBER	SHT NO.	REV	SIGNATURE DATE	DRAWING TITLE	REMARKS
40	P06B	H-2-120313	1	0	04/06/93	TU-130-001 FIXED STOP ASSEMBLY PARTS LIST & NOTES	
40	P06B	H-2-120313	2	0	04/06/93	TU-130-001 FIXED STOP WELDMENT & PLUNGER	
40	P06B	H-2-120313	3	0	04/06/93	TU-130-001 FIXED STOP DETAILS	
40	P06B	H-2-120314	1	0	04/06/93	TU-130-001 SPIDER DRIVE ASSEMBLY PARTS LIST & NOTES	
40	P06B	H-2-120314	2	0	04/06/93	TU-130-001 WELDMENT, DRIVE BASE & SUB-WELDMENT	
40	P06B	H-2-120314	3	0	04/06/93	TU-130-001 SPIDER DRIVE DETAILS	
40	P06B	H-2-120314	4	0	04/06/93	TU-130-001 SPIDER DRIVE RAIL DETAILS	
40	P06B	H-2-120314	5	0	04/06/93	TU-130-001 SPIDER DRIVE DETAILS	
40	P06B	H-2-120314	6	0	04/06/93	TU-130-001 SPIDER DRIVE WELDMENT DETAILS	
40	P06B	H-2-120314	7	0	04/06/93	TU-130-001 SPIDER DRIVE DETAILS	
40	P06B	H-2-120315	1	0	04/06/93	TU-130-001 CART ASSEMBLY PARTS LIST & NOTES	
40	P06B	H-2-120315	2	0	04/06/93	TU-130-001 CART ASSEMBLY	
40	P06B	H-2-120315	3	0	04/06/93	TU-130-001 CART ASSEMBLY	
40	P06B	H-2-120316	1	0	04/06/93	TU-130-001 UPPER FRAME ASSEMBLY PARTS LIST & NOTES	
40	P06B	H-2-120316	2	0	04/06/93	TU-130-001 UPPER FRAME ASSEMBLY	
40	P06B	H-2-120316	3	0	04/06/93	TU-130-001 UPPER FRAME ASSEMBLY	
40	P06B	H-2-120316	4	0	04/06/93	TU-130-001 UPPER FRAME ASSEMBLY	
40	P06B	H-2-120316	5	0	04/06/93	TU-130-001 SUPPORT RAIL A ASSEMBLY & DETAILS	
40	P06B	H-2-120316	6	0	04/06/93	TU-130-001 SUPPORT RAIL B ASSEMBLY & DETAILS	
40	P06B	H-2-120316	7	0	04/06/93	TU-130-001 SUPPORT RAIL C ASSEMBLY & DETAILS	
40	P06B	H-2-120316	8	0	04/06/93	TU-130-001 SUPPORT RAIL D ASSEMBLY & DETAILS	
40	P06B	H-2-120316	9	0	04/06/93	TU-130-001 UPPER FRAME DETAILS	
40	P06B	H-2-120316	10	0	04/06/93	TU-130-001 UPPER FRAME DETAILS	
40	P06B	H-2-120316	11	0	04/06/93	TU-130-001 UPPER FRAME DETAILS	

00/PIPING & INSTRUMENT DIAGRAMS, 05/CIVIL, 10/HVAC, 20/STRUCTURAL, 30/ARCHITECTURAL, 40/MECHANICAL, 50/PIPING, 51/FIRE PROTECTION,  
 60/ELECTRICAL, 70/CONTROL SYSTEMS, 90/MISCELLANEOUS

PAGE 5  
 DATE 04/07/93  
 CONTRACT 80845734

Time: 11:17 AM

HANFORD WASTE VITRIFICATION PLANT  
 COORDS LISTING OF DRAWINGS FOR PKG P06B

DISC	PACKAGE	DRAWING NUMBER	SHT NO.	REV	SIGNATURE DATE	DRAWING TITLE	REMARKS
40	P06B	H-2-120317	1	0	04/06/93	TU-130-001 LOWER FRAME ASSY PARTS LIST & NOTES	
40	P06B	H-2-120317	2	0	04/06/93	TU-130-001 POUR TURNTABLE LOWER FRAME ASSEMBLY	
40	P06B	H-2-120317	3	0	04/06/93	TU-130-001 LOWER FRAME ASSEMBLY	
40	P06B	H-2-120317	4	0	04/06/93	TU-130-001 LOWER FRAME BEAMS SECTIONS	
40	P06B	H-2-120317	5	0	04/06/93	TU-130-001 STOP FIXED HOLDER DETAILS	
40	P06B	H-2-120317	6	0	04/06/93	TU-130-001 ROLLER DRUM & BRACKET ASSY DETAILS	
40	P06B	H-2-120317	7	0	04/06/93	TU-130-001 LOWER FRAME ASSEMBLY PARTS DETAILS	
40	P06B	H-2-120317	8	0	04/06/93	TU-130-001 LOWER FRAME ASSEMBLY PARTS DETAILS	
40	P06B	H-2-120318	1	0	04/06/93	TU-130-001 CAROUSEL ASSEMBLY	
40	P06B	H-2-120318	2	0	04/06/93	TU-130-001 CAROUSEL ASSEMBLY	
40	P06B	H-2-120318	3	0	04/06/93	TU-130-001 CAROUSEL DETAILS	
40	P06B	H-2-120318	4	0	04/06/93	TU-130-001 CAROUSEL SUB-WELDMENT	
40	P06B	H-2-120319	1	0	04/06/93	TU-130-001 CONDUIT & CABLE ASSEMBLY	
40	P06B	H-2-120319	2	0	04/06/93	TU-130-001 CONDUIT & CABLE ASSEMBLY	
40	P06B	H-2-120319	3	0	04/06/93	TU-130-001 CONDUIT & CABLE ASSEMBLY	
40	P06B	H-2-120319	4	0	04/06/93	TU-130-001 CONDUIT & CABLE ASSEMBLY	
40	P06B	H-2-120319	5	0	04/06/93	TU-130-001 CONDUIT & CABLE ASSY DETAILS	
40	P06B	H-2-120319	6	0	04/06/93	TU-130-001 CONDUIT & CABLE ASSY DETAILS	
40	P06B	H-2-120319	7	0	04/06/93	TU-130-001 CONDUIT & CABLE ASSY DETAILS	
40	P06B	H-2-120320	1	0	04/06/93	TU-130-001 CART HEAT SHIELD SUPPORT	
40	P06B	H-2-120368	1	0	04/06/93	TU-130-002 DRAIN TURNTABLE PARTS LIST & NOTES	
40	P06B	H-2-120368	2	0	04/06/93	TU-130-002 DRAIN TURNTABLE ASSEMBLY	
40	P06B	H-2-120368	3	0	04/06/93	TU-130-002 DRAIN TURNTABLE ASSEMBLY	
40	P06B	H-2-120368	4	0	04/06/93	TU-130-002 DRAIN TURNTABLE ASSEMBLY	

00/PIPING & INSTRUMENT DIAGRAMS, 05/CIVIL, 10/HVAC, 20/STRUCTURAL, 30/ARCHITECTURAL, 40/MECHANICAL, 50/PIPING, 51/FIRE PROTECTION,  
 60/ELECTRICAL, 70/CONTROL SYSTEMS, 90/MISCELLANEOUS

HANFORD WASTE VITRIFICATION PLANT  
 COORDS LISTING OF DRAWINGS FOR PKG P06B

DISC	PACKAGE	DRAWING NUMBER	SHT NO.	REV	SIGNATURE DATE	DRAWING TITLE	REMARKS
40	P06B	H-2-120368	5	0	04/06/93	TU-130-002 DRAIN TURNTABLE ASSEMBLY	
40	P06B	H-2-120368	6	0	04/06/93	TU-130-002 DRAIN TURNTABLE ASSEMBLY	
40	P06B	H-2-120368	7	0	04/06/93	TU-130-002 DRAIN TURNTABLE ASSEMBLY	
40	P06B	H-2-120368	8	0	04/06/93	TU-130-002 DRAIN TURNTABLE ASSEMBLY	
40	P06B	H-2-120368	9	0	04/06/93	TU-130-002 DRAIN TURNTABLE ASSEMBLY	
40	P06B	H-2-120368	10	0	04/06/93	TU-130-002 DRIVE ARM ASSEMBLY & DETAILS	
40	P06B	H-2-120368	11	0	04/06/93	TU-130-002 WHEEL COVER ASSEMBLY & DETAILS	
40	P06B	H-2-120368	12	0	04/06/93	TU-130-002 WHEEL COVER ASSEMBLY & DETAILS	
40	P06B	H-2-120368	13	0	04/06/93	TU-130-002 BASE WELDMENT	
40	P06B	H-2-120368	14	0	04/06/93	TU-130-002 DRAIN TURNTABLE DETAILS	
40	P06B	H-2-120368	15	0	04/06/93	TU-130-002 ENCLOSURE MTG BRACKET ASSEMBLY & DETAILS	
40	P06B	H-2-120368	16	0	04/06/93	TU-130-002 DRAIN TURNTABLE DETAILS	
40	P06B	H-2-120368	17	0	04/06/93	TU-130-002 DRAIN TURNTABLE DETAILS	
40	P06B	H-2-120368	18	0	04/06/93	TU-130-002 DRAIN TURNTABLE DETAILS	
40	P06B	H-2-120368	19	0	04/06/93	TU-130-002 LIMIT SWITCH WELDMENT	
40	P06B	H-2-120368	20	0	04/06/93	TU-130-002 DRAIN TURNTABLE SECTIONS & VIEWS	
40	P06B	H-2-120369	1	0	04/06/93	TU-130-002 CANISTER GUIDE WELDMENT PARTS LIST & NOTES	
40	P06B	H-2-120369	2	0	04/06/93	TU-130-002 DRAIN TURN TABLE CANISTER GUIDE DETAILS	
40	P06B	H-2-120370	1	0	04/06/93	TU-130-002 CANISTER DOLLY ASSEMBLY PARTS LIST & NOTES	
40	P06B	H-2-120370	2	0	04/06/93	TU-130-002 CANISTER DOLLY WELDMENT	
40	P06B	H-2-120370	3	0	04/06/93	TU-130-002 LIFTING TRUNNION WELDMENT	
40	P06B	H-2-120370	4	0	04/06/93	TU-130-002 CANISTER DOLLY TOP PLATE DETAIL	
40	P06B	H-2-120370	5	0	04/06/93	TU-130-002 CANISTER DOLLY WHEEL MOUNTING DETAIL	
40	P06B	H-2-120370	6	0	04/06/93	TU-130-002 CANISTER DOLLY COVER DETAIL	

00/PIPING & INSTRUMENT DIAGRAMS, 05/CIVIL, 10/HVAC, 20/STRUCTURAL, 30/ARCHITECTURAL, 40/MECHANICAL, 50/PIPING, 51/FIRE PROTECTION,  
 60/ELECTRICAL, 70/CONTROL SYSTEMS, 90/MISCELLANEOUS

PAGE 7  
 DATE 04/07/93  
 CONTRACT 80845734

Time: 11:17 AM

HANFORD WASTE VITRIFICATION PLANT  
 COORDS LISTING OF DRAWINGS FOR PKG P06B

DISC	PACKAGE	DRAWING NUMBER	SHT NO.	REV	SIGNATURE DATE	DRAWING TITLE	REMARKS
40	P06B	H-2-120370	7	0	04/06/93	TU-130-002 LIFTING TRUNNION DETAILS	
40	P06B	H-2-120370	8	0	04/06/93	TU-130-002 CANISTER DOLLY DETAILS	
40	P06B	H-2-120371	1	0	04/06/93	TU-130-002 DOLLY RAILS OUTER RAIL	
40	P06B	H-2-120371	2	0	04/06/93	TU-130-002 DOLLY RAILS INNER RAIL	
40	P06B	H-2-120371	3	0	04/06/93	TU-130-002 DOLLY RAILS OUTER RAILS	
40	P06B	H-2-120371	4	0	04/06/93	TU-130-002 DOLLY RAILS OUTER RAIL	
40	P06B	H-2-120372	1	0	04/06/93	TU-130-002 DIMENSIONAL RECORD DRAWING	
40	P06B	H-2-120372	2	0	04/06/93	TU-130-002 DIMENSIONAL RECORD DRAWING	
40	P06B	H-2-120372	3	0	04/06/93	TU-130-002 DIMENSIONAL RECORD DRAWING	
40	P06B	H-2-120374	1	0	04/06/93	TU-130-002 CAROUSEL ASSEMBLY	
40	P06B	H-2-120374	2	0	04/06/93	TU-130-002 CAROUSEL ASSEMBLY	
40	P06B	H-2-120374	3	0	04/06/93	TU-130-002 CAROUSEL DETAILS	
40	P06B	H-2-120374	4	0	04/06/93	TU-130-002 CAROUSEL SUB-WELDMENT	
40	P06B	H-2-120375	1	0	04/06/93	TU-130-002 CANISTER LID CLOSURE SPRT ASSY PARTS LIST & NOTES	
40	P06B	H-2-120375	2	0	04/06/93	TU-130-002 CANISTER LID CLOSURE SUPPORT DET	
40	P06B	H-2-120376	1	0	04/06/93	TU-130-002 LIFTING TRUNNION WELDMENT PARTS LIST & NOTES	
40	P06B	H-2-120376	2	0	04/06/93	TU-130-002 LIFTING TRUNNION DETAILS	
40	P06B	H-2-120377	1	0	04/06/93	TU-130-002 CART DR MOT ASSY PARTS LIST & NOTES	
40	P06B	H-2-120377	2	0	04/06/93	TU-130-002 CART DRIVE MOTOR WELDMENT	
40	P06B	H-2-120377	3	0	04/06/93	TU-130-002 CART DRIVE MOTOR WELDMENT DETAILS	
40	P06B	H-2-120377	4	0	04/06/93	TU-130-002 CART DRIVE MOTOR SPLASH GUARD ASSY	
40	P06B	H-2-120377	5	0	04/06/93	TU-130-002 CART DRIVE MOTOR SPLASH GUARD DET	
40	P06B	H-2-120378	1	0	04/06/93	TU-130-002 SPIDER DRIVE ASSEMBLY PARTS LIST & NOTES	
40	P06B	H-2-120378	2	0	04/06/93	TU-130-002 WELDMENT DRIVE BASE & SUB-WELDMENT	

00/PIPING & INSTRUMENT DIAGRAMS, 05/CIVIL, 10/HVAC, 20/STRUCTURAL, 30/ARCHITECTURAL, 40/MECHANICAL, 50/PIPING, 51/FIRE PROTECTION,  
 60/ELECTRICAL, 70/CONTROL SYSTEMS, 90/MISCELLANEOUS

PAGE 8  
 DATE 04/07/93  
 CONTRACT 80845734

Time: 11:17 AM

HANFORD WASTE VITRIFICATION PLANT  
 COORDS LISTING OF DRAWINGS FOR PKG P06B

DISC	PACKAGE	DRAWING NUMBER	SHT NO.	REV	SIGNATURE DATE	DRAWING TITLE	REMARKS
40	P06B	H-2-120378	3	0	04/06/93	TU-130-002 SPIDER DRIVE DETAILS	
40	P06B	H-2-120378	4	0	04/06/93	TU-130-002 SPIDER DRIVE RAILS	
40	P06B	H-2-120378	5	0	04/06/93	TU-130-002 SPIDER DRIVE DETAILS	
40	P06B	H-2-120378	6	0	04/06/93	TU-130-002 SPIDER DRIVE DETAILS	
40	P06B	H-2-120378	7	0	04/06/93	TU-130-002 SPIDER DRIVE DETAILS	
40	P06B	H-2-120379	1	0	04/06/93	TU-130-002 DRAIN TURNTABLE CART ARRY, PARTS LIST AND NOTES	
40	P06B	H-2-120379	2	0	04/06/93	TU-130-002 DRAIN TURNTABLE CART TOP VIEW	
40	P06B	H-2-120379	3	0	04/06/93	TU-130-002 DRAIN TURNTABLE CART SIDE VIEW	
40	P06B	H-2-120380	1	0	04/06/93	TU-130-002 CART SPIDER DRIVE SPRT ASSEMBLY	
40	P06B	H-2-120380	2	0	04/06/93	TU-130-002 CART SPIDER DRIVE SUPPORT DETAILS	
40	P06B	H-2-120381	1	0	04/06/93	TU-130-002 CART BASE PARTS LIST & NOTES	
40	P06B	H-2-120381	2	0	04/06/93	TU-130-002 CART BASE ASSEMBLY	
40	P06B	H-2-120381	3	0	04/06/93	TU-130-002 CART BASE ASSEMBLY	
40	P06B	H-2-120381	4	0	04/06/93	TU-130-002 CART BASE ASSEMBLY	
40	P06B	H-2-120381	5	0	04/06/93	TU-130-002 CART BASE WELDMENT	
40	P06B	H-2-120381	6	0	04/06/93	TU-130-002 CART BASE WELDMENT	
40	P06B	H-2-120381	7	0	04/06/93	TU-130-002 CART BASE MACHINING	
40	P06B	H-2-120381	8	0	04/06/93	TU-130-002 CART BASE BEAM WELDMENT	
40	P06B	H-2-120381	9	0	04/06/93	TU-130-002 CART BASE BEAM WELDMENT	
40	P06B	H-2-120381	10	0	04/06/93	TU-130-002 CART BASE WELDMENT	
40	P06B	H-2-120381	11	0	04/06/93	TU-130-002 CART BASE DETAILS	
40	P06B	H-2-120381	12	0	04/06/93	TU-130-002 CART BASE SUPPORT RAILS	
40	P06B	H-2-120381	13	0	04/06/93	TU-130-002 CART BASE SUPPORT RAILS	
40	P06B	H-2-120381	14	0	04/06/93	TU-130-002 CART BASE SUPPORT RAIL DETAIL	

00/PIPING & INSTRUMENT DIAGRAMS, 05/CIVIL, 10/HVAC, 20/STRUCTURAL, 30/ARCHITECTURAL, 40/MECHANICAL, 50/PIPING, 51/FIRE PROTECTION,  
 60/ELECTRICAL, 70/CONTROL SYSTEMS, 90/MISCELLANEOUS

PAGE 9  
 DATE 04/07/93  
 CONTRACT 80845734

Time: 11:17 AM

HANFORD WASTE VITRIFICATION PLANT  
 COORDS LISTING OF DRAWINGS FOR PKG P06B

DISC	PACKAGE	DRAWING NUMBER	SHT NO.	REV	SIGNATURE DATE	DRAWING TITLE	REMARKS
40	P06B	H-2-120381	15	0	04/06/93	TU-130-002 CART BASE DETAILS	
40	P06B	H-2-120381	16	0	04/06/93	TU-130-002 CART BASE DETAILS	
40	P06B	H-2-120381	17	0	04/06/93	TU-130-002 CART BASE DETAILS	
40	P06B	H-2-120381	18	0	04/06/93	TU-130-002 CART BASE DETAILS	
40	P06B	H-2-120381	19	0	04/06/93	TU-130-002 CART BASE DETAILS	
40	P06B	H-2-120381	20	0	04/06/93	TU-130-002 CART BASE DETAILS	
40	P06B	H-2-120381	21	0	04/06/93	TU-130-002 CART BASE DETAILS	
40	P06B	H-2-120381	22	0	04/06/93	TU-130-002 CART BASE DETAILS	
40	P06B	H-2-120381	23	0	04/06/93	TU-130-002 CART BASE WELDMENT & DETAILS	
40	P06B	H-2-120382	1	0	04/06/93	TU-130-002 CART DRIVE SUPPORT ASSEMBLY PARTS LIST & NOTES	
40	P06B	H-2-120382	2	0	04/06/93	TU-130-002 CART DRIVE SUPPORT DETAILS	
40	P06B	H-2-120382	3	0	04/06/93	TU-130-002 CART DRIVE SUPPORT DETAILS	
40	P06B	H-2-120383	1	0	04/06/93	TU-130-002 FIXED STOP ASSEMBLY PARTS LIST & NOTES	
40	P06B	H-2-120383	2	0	04/06/93	TU-130-002 FIXED STOP WELDMENT & PLUNGER ASSEMBLY	
40	P06B	H-2-120383	3	0	04/06/93	TU-130-002 FIXED STOP DETAILS	
40	P06B	H-2-120384	1	0	04/06/93	TU-130-002 LIMIT SWITCH ASSEMBLY PARTS LIST & NOTES	
40	P06B	H-2-120384	2	0	04/06/93	TU-130-002 LIMIT SWITCH ASSEMBLY PART DETAILS	
40	P06B	H-2-120384	3	0	04/06/93	TU-130-002 LIMIT SWITCH ASSEMBLY PARTS DETAILS	
40	P06B	H-2-120385	1	0	04/06/93	TU-130-002 CART DRIVE PARTS LIST & NOTES	
40	P06B	H-2-120385	2	0	04/06/93	TU-130-002 CART DRIVE ASSEMBLY	
40	P06B	H-2-120385	3	0	04/06/93	TU-130-002 CART DR SPLASH GUARD WHEEL DR RIGHT SIDE ASSY	
40	P06B	H-2-120385	4	0	04/06/93	TU-130-002 CART DR SPLASH GUARD WHEEL DR RIGHT SIDE DETS	
40	P06B	H-2-120385	5	0	04/06/93	TU-130-002 CART DR SPLASH GUARD WHEEL DR RIGHT SIDE DETS	
40	P06B	H-2-120385	6	0	04/06/93	TU-130-002 CART DR SPLASH GUARD WHEEL DR LEFT SIDE ASSY	

00/PIPING & INSTRUMENT DIAGRAMS, 05/CIVIL, 10/HVAC, 20/STRUCTURAL, 30/ARCHITECTURAL, 40/MECHANICAL, 50/PIPING, 51/FIRE PROTECTION,  
 60/ELECTRICAL, 70/CONTROL SYSTEMS, 90/MISCELLANEOUS

HANFORD WASTE VITRIFICATION PLANT  
 COORDS LISTING OF DRAWINGS FOR PKG P06B

DISC	PACKAGE	DRAWING NUMBER	SHT NO.	REV	SIGNATURE DATE	DRAWING TITLE	REMARKS
40	P06B	H-2-120385	7	0	04/06/93	TU-130-002 CART DR SPLASH GUARD WHEEL DR LEFT SIDE DETS	
40	P06B	H-2-120385	8	0	04/06/93	TU-130-002 CART DRIVE CLUTCH COUPLING COVER AND SUPPORT ASSY	
40	P06B	H-2-120385	9	0	04/06/93	TU-130-002 CART DRIVE CLUTCH COUPLING COVER DETAILS	
40	P06B	H-2-120385	10	0	04/06/93	TU-130-002 CART DRIVE CLUTCH COUPLING SUPPORT DETAILS	
40	P06B	H-2-120385	11	0	04/06/93	TU-130-002 CART DRIVE CLUTCH COUPLING SHAFT AND SPACER DETS	
40	P06B	H-2-120385	12	0	04/06/93	TU-130-002 CART DRIVE MODIFIED GEAR WHEEL DETAIL	
40	P06B	H-2-120386	1	0	04/06/93	TU-130-002 SPIDER DR MOT ASSY PARTS LIST & NOTES	
40	P06B	H-2-120386	2	0	04/06/93	TU-130-002 SPIDER DRIVE MOTOR WELDMENT	
40	P06B	H-2-120386	3	0	04/06/93	TU-130-002 SPIDER DRIVE MOTOR DETAILS	
40	P06B	H-2-120386	4	0	04/06/93	TU-130-002 SPIDER DRIVE MOTOR HEAT SHIELD ASSY	
40	P06B	H-2-120386	5	0	04/06/93	TU-130-002 SPIDER DRIVE MOTOR HEAT SHIELD DETAILS	
40	P06B	H-2-120386	6	0	04/06/93	TU-130-002 SPIDER DRIVE MOTOR HEAT SHIELD DETAILS	
40	P06B	H-2-120388	1	0	04/06/93	TU-130-002 CONDUIT & CABLE ASSEMBLY PARTS LIST & NOTES	
40	P06B	H-2-120388	2	0	04/06/93	TU-130-002 CONDUIT & CABLE ASSEMBLY	
40	P06B	H-2-120388	3	0	04/06/93	TU-130-002 CONDUIT & CABLE ASSEMBLY	
40	P06B	H-2-120388	4	0	04/06/93	TU-130-002 CONDUIT & CABLE ASSEMBLY DETAILS	
40	P06B	H-2-120388	5	0	04/06/93	TU-130-002 CONDUIT & CABLE ASSEMBLY DETAILS	
40	P06B	H-2-120388	6	0	04/06/93	TU-130-002 CONDUIT & CABLE ASSEMBLY DETAILS	
40	P06B	H-2-120388	7	0	04/06/93	TU-130-002 CONDUIT & CABLE ASSEMBLY DETAILS	
40	P06B	H-2-120390	1	0	04/06/93	TU-130-002 SUPPORT BRACKET WELDMENT PARTS LIST & NOTES	
40	P06B	H-2-120390	2	0	04/06/93	TU-130-002 LIMIT SWITCH SUPPORT DETAILS	
40	P06B	H-2-120392	1	0	04/06/93	TU-130-002 EMERGENCY PULL BAR ASSEMBLY	
40	P06B	H-2-120392	2	0	04/06/93	TU-130-002 EMERGENCY PULL BAR WELDMENT	
40	P06B	H-2-120392	3	0	04/06/93	TU-130-002 EMERGENCY PULL BAR DETAILS	

00/PIPING & INSTRUMENT DIAGRAMS, 05/CIVIL, 10/HVAC, 20/STRUCTURAL, 30/ARCHITECTURAL, 40/MECHANICAL, 50/PIPING, 51/FIRE PROTECTION,  
 60/ELECTRICAL, 70/CONTROL SYSTEMS, 90/MISCELLANEOUS

HANFORD WASTE VITRIFICATION PLANT  
 COORDS LISTING OF DRAWINGS FOR PKG P06B

DISC	PACKAGE	DRAWING NUMBER	SHT NO.	REV	SIGNATURE DATE	DRAWING TITLE	REMARKS
40	P06B	H-2-120392	4	0	04/06/93	TU-130-002 EMERGENCY PULL BAR LIFTING LOOP	
40	P06B	H-2-120421	1	0	04/06/93	TU-130-001/002 CART DRIVE COUPLING ASSY PARTS LIST & NOTES	
40	P06B	H-2-120421	2	0	04/06/93	TU-130-001 TU-130-002 COUPLING ASSEMBLY & DETAILS	
40	P06B	H-2-120421	3	0	04/06/93	TU-130-001 TU-130-002 CART DRIVE COUPLING DETAILS	
40	P06B	H-2-120422	1	0	04/06/93	TU-130-001/002 EMERGENCY PULL ROPE ASSY PARTS LIST & NOTES	
40	P06B	H-2-120422	2	0	04/06/93	TU-130-001 TU-130-002 EMERGENCY PULL ROPE DETAIL	
40	P06B	H-2-120422	3	0	04/06/93	TU-130-001 TU-130-002 EMERGENCY PULL ROPE DETAILS	
40	P06B	H-2-120423	1	0	04/06/93	TU-130-001/002 DOLLY PSNG GUIDE ASSEMBLY PARTS LIST & NOTES	
40	P06B	H-2-120424	1	0	04/06/93	TU-130-001/002 STRUCTURAL YDG WELDMENT PARTS LIST & NOTES	
40	P06B	H-2-120425	1	0	04/06/93	TU-130-001/002 SPIDER DRIVE COUPLING ASSY PARTS LIST & NOTES	
40	P06B	H-2-120425	2	0	04/06/93	TU-130-001 TU-130-002 SPIDER DRIVE COUPLING DETAILS	
40	P06B	H-2-120425	3	0	04/06/93	TU-130-001 TU-130-002 SPIDER DRIVE COUPLING DETAILS	
40	P06B	H-2-120426	1	0	04/06/93	TU-130-001/002 DOLLY WHEEL ASSEMBLIES PARTS LIST & NOTES	
40	P06B	H-2-120426	2	0	04/06/93	TU-130-001 TU-130-002 DOLLY WHEEL DETAILS	
40	P06B	H-2-120426	3	0	04/06/93	TU-130-001 TU-130-002 DOLLY WHEEL DETAILS	
40	P06B	H-2-120427	1	0	04/06/93	TU-130-001 TU-130-002 CANISTER CENTERING GUIDE ASSEMBLY	
40	P06B	H-2-120427	2	0	04/06/93	TU-130-001 TU-130-002 CANISTER CENTERING GUIDE ASSEMBLY	
40	P06B	H-2-120427	3	0	04/06/93	TU-130-001 TU-130-002 CANISTER CENTERING GUIDE DETAILS	
40	P06B	H-2-120427	4	0	04/06/93	TU-130-001 TU-130-002 CANISTER CENTERING GUIDE DETAILS	
40	P06B	H-2-120428	1	0	04/06/93	TU-130-001 TU-130-002 SCALE PLATFORM ASSEMBLY	
40	P06B	H-2-120428	2	0	04/06/93	TU-130-001 TU-130-002 SCALE PLATFORM WELDMENT	
40	P06B	H-2-120428	3	0	04/06/93	TU-130-001 TU-130-002 SCALE PLATFORM RAILS	
40	P06B	H-2-120428	4	0	04/06/93	TU-130-001 TU-130-002 SCALE PLATFORM DETAILS	
40	P06B	H-2-120429	1	0	04/06/93	TU-130-001 TU-130-002 SCALE ASSEMBLY	

00/PIPING & INSTRUMENT DIAGRAMS, 05/CIVIL, 10/HVAC, 20/STRUCTURAL, 30/ARCHITECTURAL, 40/MECHANICAL, 50/PIPING, 51/FIRE PROTECTION,  
 60/ELECTRICAL, 70/CONTROL SYSTEMS, 90/MISCELLANEOUS

HANFORD WASTE VITRIFICATION PLANT  
 COORDS LISTING OF DRAWINGS FOR PKG P06B

DISC	PACKAGE	DRAWING NUMBER	SHT NO.	REV	SIGNATURE DATE	DRAWING TITLE	REMARKS
40	P06B	H-2-120429	2	0	04/06/93	TU-130-001 TU-130-002 SCALE ASSEMBLY	
40	P06B	H-2-120429	3	0	04/06/93	TU-130-001 TU-130-002 SCALE ASSEMBLY BASE WELDMENT	
40	P06B	H-2-120429	4	0	04/06/93	TU-130-001 TU-130-002 SCALE ASSEMBLY BASE WELDMENT	
40	P06B	H-2-120429	5	0	04/06/93	TU-130-001 TU-130-002 SCALE ASSEMBLY BASE WELDMENT	
40	P06B	H-2-120429	6	0	04/06/93	TU-130-001 TU-130-002 SCALE ASSEMBLY BASE WELDMENT	
40	P06B	H-2-120429	7	0	04/06/93	TU-130-001 TU-130-002 SCALE ASSEMBLY BASE WELDMENT	
40	P06B	H-2-120429	8	0	04/06/93	TU-130-001 TU-130-002 SCALE ASSEMBLY DETAILS	
40	P06B	H-2-120429	9	0	04/06/93	TU-130-001 TU-130-002 SCALE ASSEMBLY DETAILS	
40	P06B	H-2-120429	10	0	04/06/93	TU-130-001 TU-130-002 SCALE ASSEMBLY DETAILS	
40	P06B	H-2-120429	11	0	04/06/93	TU-130-001 TU-130-002 SCALE ASSEMBLY DETAILS	
40	P06B	H-2-120430	1	0	04/06/93	TU-130-001 TU-130-002 LOAD CELL PARTS LIST & NOTES	
40	P06B	H-2-120430	2	0	04/06/93	TU-130-001 TU-130-002 LOAD CELL BASE WELDMENT	
40	P06B	H-2-120430	3	0	04/06/93	TU-130-001 TU-130-002 LOAD CELL DETAILS	
40	P06B	H-2-120450	1	0	04/06/93	TU-130-001/002 ENCLOSURE ASSEMBLIES PARTS LIST & NOTES	
40	P06B	H-2-120450	2	0	04/06/93	TU-130-001 TU-130-002 ENCLOSURE ASSEMBLIES	
40	P06B	H-2-120451	1	0	04/06/93	TU-130-001/002 FLEXIBLE METAL HOSE ASSY PARTS LIST & NOTES	
40	P06B	H-2-120452	1	0	04/06/93	TU-130-001 SUPPORT STRUCTURE ASSEMBLY	
40	P06B	H-2-120452	2	0	04/06/93	TU-130-001 SUPPORT STRUCTURE DETAILS	
40	P06B	H-2-120452	3	0	04/06/93	TU-130-001 SUPPORT STRUCTURE DETAILS	
40	P06B	H-2-120452	4	0	04/06/93	TU-130-001 SUPPORT STRUCTURE DETAILS	
40	P06B	H-2-120460	1	0	04/06/93	TU-130-001 PTT DIMENSIONAL RECORD DRAWING	
40	P06B	H-2-120460	2	0	04/06/93	TU-130-001 PTT DIMENSIONAL RECORD DRAWING	
40	P06B	H-2-120460	3	0	04/06/93	TU-130-001 PTT DIMENSIONAL RECORD DRAWING	
40	P06B	H-2-120550	1	0	04/06/93	RA-130-009/010 TRACK & CATCH PAN ASSEMBLY PARTS LIST & NOTES	

00/PIPING & INSTRUMENT DIAGRAMS, 05/CIVIL, 10/HVAC, 20/STRUCTURAL, 30/ARCHITECTURAL, 40/MECHANICAL, 50/PIPING, 51/FIRE PROTECTION, 60/ELECTRICAL, 70/CONTROL SYSTEMS, 90/MISCELLANEOUS

PAGE 13  
 DATE 04/07/93  
 CONTRACT 80845734

Time: 11:17 AM

HANFORD WASTE VITRIFICATION PLANT  
 COORDS LISTING OF DRAWINGS FOR PKG P06B

DISC	PACKAGE	DRAWING NUMBER	SHT NO.	REV	SIGNATURE DATE	DRAWING TITLE	REMARKS
40	P06B	H-2-120550	2	0	04/06/93	RA-130-009/010 TRACK & CATCH PAN DETAILS	
40	P06B	H-2-120550	3	0	04/06/93	RA-130-009/010 TRACK & CATCH PAN RAIL DETAILS	
40	P06B	H-2-120550	4	0	04/06/93	RA-130-009/010 TRACK & CATCH PAN RAIL DETAILS	
40	P06B	H-2-120550	5	0	04/06/93	RA-130-009/010 TRACK & CATCH PAN DETAILS	
40	P06B	H-2-120550	6	0	04/06/93	RA-130-009/010 TRACK & CATCH PAN DETAILS	
40	P06B	H-2-120552	1	0	04/06/93	RA-130-009/010 TRUNNION CAP ASSEMBLY PARTS LIST & NOTES	
40	P06B	H-2-120552	2	0	04/06/93	RA-130-009/010 TRUNNION CAP DETAILS	
40	P06B	H-2-120553	1	0	04/06/93	RA-130-010 SOUTH TRACK & CATCH PAN ASSY PARTS LIST & NOTES	
40	P06B	H-2-120553	2	0	04/06/93	RA-130-010 SOUTH TRACK & CATCH PAN ASSEMBLY	
40	P06B	H-2-120553	3	0	04/06/93	RA-130-010 SOUTH TRACK & CATCH PAN ASSEMBLY	
40	P06B	H-2-120553	4	0	04/06/93	RA-130-010 SOUTH TRACK & CATCH PAN ASSEMBLY	
40	P06B	H-2-120553	5	0	04/06/93	RA-130-010 SOUTH TRACK & CATCH PAN DETAILS	
40	P06B	H-2-120553	6	0	04/06/93	RA-130-010 SOUTH TRACK & CATCH PAN DETAILS	
40	P06B	H-2-120553	7	0	04/06/93	RA-130-010 SOUTH TRACK & CATCH PAN STRUCTURAL TUBING DETAILS	
40	P06B	H-2-120554	1	0	04/06/93	RA-130-009 NORTH TRACK & CATCH PAN PARTS LIST & NOTES	
40	P06B	H-2-120554	2	0	04/06/93	RA-130-009 NORTH TRACK & CATCH PAN ASSEMBLY	
40	P06B	H-2-120554	3	0	04/06/93	RA-130-009 NORTH TRACK & CATCH PAN ASSEMBLY	
40	P06B	H-2-120554	4	0	04/06/93	RA-130-009 NORTH TRACK & CATCH PAN ASSEMBLY	
40	P06B	H-2-120554	5	0	04/06/93	RA-130-009 NORTH TRACK & CATCH PAN DETAILS	
40	P06B	H-2-120554	6	0	04/06/93	RA-130-009 NORTH TRACK & CATCH PAN DETAILS	
40	P06B	H-2-120554	7	0	04/06/93	RA-130-009 NORTH TRACK & CATCH PAN DETAILS	
40	P06B	H-2-120555	1	0	04/06/93	RA-130-010 SOUTH TRACK & CATCH PAN DIMENSIONAL RECORD DWG	
40	P06B	H-2-120555	2	0	04/06/93	RA-130-009 NORTH TRACK & CATCH PAN DIMENSIONAL RECORD DWG	
40	P06B	H-2-120562	1	0	04/06/93	RA-130-007 POWER CABLE REELS PARTS LIST AND NOTES	

00/PIPING & INSTRUMENT DIAGRAMS, 05/CIVIL, 10/HVAC, 20/STRUCTURAL, 30/ARCHITECTURAL, 40/MECHANICAL, 50/PIPING, 51/FIRE PROTECTION,  
 60/ELECTRICAL, 70/CONTROL SYSTEMS, 90/MISCELLANEOUS

HANFORD WASTE VITRIFICATION PLANT  
 COORDS LISTING OF DRAWINGS FOR PKG P06B

DISC	PACKAGE	DRAWING NUMBER	SHT NO.	REV	SIGNATURE DATE	DRAWING TITLE	REMARKS
40	P06B	H-2-120562	2	0	04/06/93	RA-130-007 POWER CABLE REEL ASSEMBLY	
40	P06B	H-2-120562	3	0	04/06/93	RA-130-007 POWER CABLE REEL FRAME ASSEMBLY	
40	P06B	H-2-120562	4	0	04/06/93	RA-130-007 POWER CABLE REEL CONNECTOR FOLDING BAIL WELDMENT	
40	P06B	H-2-120562	5	0	04/06/93	RA-130-007 POWER CABLE REEL DETAILS REMOVABLE LEG ASSEMBLY	
40	P06B	H-2-120563	1	0	04/06/93	RA-130-005 POWER CABLE REEL ASSY PARTS LIST AND NOTES	
40	P06B	H-2-120563	2	0	04/06/93	RA-130-005 POWER CABLE REEL ASSEMBLY	
40	P06B	H-2-120563	3	0	04/06/93	RA-130-005 POWER CABLE REEL FRAME ASSEMBLY	
40	P06B	H-2-120563	4	0	04/06/93	RA-130-005 POWER CABLE REEL REMOVABLE LEG ASSEMBLY DETAILS	
40	P06B	H-2-120563	5	0	04/06/93	RA-130-005 POWER CABLE REEL DETAILS	
40	P06B	H-2-120564	1	0	04/06/93	RA-130-006 INSTRUMENTATION CABLE REEL ASSY PART LIST & NOTES	
40	P06B	H-2-120564	2	0	04/06/93	RA-130-006 INSTRUMENTATION CABLE REEL ASSEMBLY	
40	P06B	H-2-120564	3	0	04/06/93	RA-130-006 INSTRUMENTATION CABLE REEL FRAME ASSEMBLY	
40	P06B	H-2-120564	4	0	04/06/93	RA-130-006 INSTRUMENTATION CABLE REEL FRAME WELDMENT	
40	P06B	H-2-120564	5	0	04/06/93	RA-130-006 INSTRUMENTATION CABLE REEL CABLE GUIDE ASSEMBLY	
40	P06B	H-2-120564	6	0	04/06/93	RA-130-006 INSTRUMENTATION CABLE REEL DETAILS	
40	P06B	H-2-120565	1	0	04/06/93	RA-130-008 CABLE REELS SUPPORT FRAME PARTS LIST & NOTES	
40	P06B	H-2-120565	2	0	04/06/93	RA-130-008 CABLE REELS SUPPORT FRAME WELDMENT	
40	P06B	H-2-120565	3	0	04/06/93	RA-130-008 CABLE REELS SUPPORT LOWER FRAME WELDMENT	
40	P06B	H-2-120565	4	0	04/06/93	RA-130-008 CABLE REELS SUPPORT FRAME DETAILS & WELDMENTS	
40	P06B	H-2-120565	5	0	04/06/93	RA-130-008 CABLE REELS SUPPORT FRAME LIFTING LUG WELDMENTS	
40	P06B	H-2-120565	6	0	04/06/93	RA-130-008 CABLE REELS SUPPORT FRAME LEFT LIFTING LUG DETS	
40	P06B	H-2-120565	7	0	04/06/93	RA-130-008 CABLE REELS SUPPORT FRAME RIGHT LIFTING LUG DETS	
40	P06B	H-2-120565	8	0	04/06/93	RA-130-008 CABLE REELS SUPPORT FRAME BRIDGE WELDMENT	
40	P06B	H-2-120568	1	0	04/06/93	MECHANICAL CONNECTOR HOUSING ASSEMBLY	

00/PIPING & INSTRUMENT DIAGRAMS, 05/CIVIL, 10/HVAC, 20/STRUCTURAL, 30/ARCHITECTURAL, 40/MECHANICAL, 50/PIPING, 51/FIRE PROTECTION,  
 60/ELECTRICAL, 70/CONTROL SYSTEMS, 90/MISCELLANEOUS

PAGE 15  
DATE 04/07/93  
CONTRACT 80845734

Time: 11:17 AM

HANFORD WASTE VITRIFICATION PLANT  
COORDS LISTING OF DRAWINGS FOR PKG P06B

DISC	PACKAGE	DRAWING NUMBER	SHT NO.	REV	SIGNATURE DATE	DRAWING TITLE	REMARKS
60	P06B	H-2-122425	1	0	04/06/93	ELECTRICAL GENERAL NOTES AND SYMBOLS	
60	P06B	H-2-122426	1	0	04/06/93	ELECTRICAL POUR & DRAIN TURNTABLES BLOCK DIAGRAM	
60	P06B	H-2-122427	1	0	04/06/93	ELECTRICAL CONNECTION DIAGRAM TU-130-002	
60	P06B	H-2-122427	2	0	04/06/93	ELECTRICAL CONNECTION DIAGRAM TU-130-002	
60	P06B	H-2-122427	3	0	04/06/93	ELECTRICAL CONNECTION DIAGRAM TU-130-001	
60	P06B	H-2-122427	4	0	04/06/93	ELECTRICAL CONNECTION DIAGRAM TU-130-001	
70	P06B	H-2-121701	1	0	04/06/93	LP-130-001, 006 INSTRUMENT PANEL LAYOUT	
70	P06B	H-2-121702	1	0	04/06/93	LP-130-002, 007 INSTRUMENT PANEL LAYOUT	
70	P06B	H-2-121796	1	0	04/06/93	INSTRUMENT CONTROL LOGIC DIAGRAM LP-130-001,002,006 & 007	
70	P06B	H-2-121796	2	0	04/06/93	INSTRUMENT CONTROL LOGIC DIAGRAM LP-130-001,002,006 & 007	
70	P06B	H-2-121796	3	0	04/06/93	INSTRUMENT CONTROL LOGIC DIAGRAM LP-130-001,002,006 & 007	
70	P06B	H-2-121796	4	0	04/06/93	INSTRUMENT CONTROL LOGIC DIAGRAM LP-130-001,002,006 & 007	
70	P06B	H-2-121796	5	0	04/06/93	INSTRUMENT CONTROL LOGIC DIAGRAM LP-130-001,002,006 & 007	
70	P06B	H-2-121796	6	0	04/06/93	INSTRUMENT CONTROL LOGIC DIAGRAM LP-130-001,002,006 & 007	
70	P06B	H-2-121796	7	0	04/06/93	INSTRUMENT CONTROL LOGIC DIAGRAM LP-130-001,002,006 & 007	

TOTAL: 351

Records printed: 351

00/PIPING & INSTRUMENT DIAGRAMS, 05/CIVIL, 10/HVAC, 20/STRUCTURAL, 30/ARCHITECTURAL, 40/MECHANICAL, 50/PIPING, 51/FIRE PROTECTION,  
60/ELECTRICAL, 70/CONTROL SYSTEMS, 90/MISCELLANEOUS

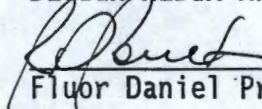
**RELEASED FOR CONSTRUCTION**  
**SIGNATURE PAGE**

This transmittal is issued at US-DOE request to release this package for construction. The signatures apply to all media as delineated on this transmittal sheet.

[ ] Construction Package No. \_\_\_\_\_ Title: \_\_\_\_\_

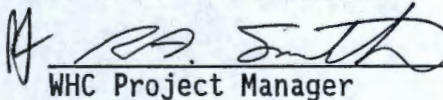
[X] Procurement Package No. P06B Title: MELTER POUR AND DRAIN TURNTABLE  
REVISION 0

**DESIGN MEDIA APPROVAL**

  
Fluor Daniel Project Director


Date 2200193

**REVIEWED FOR COMPLIANCE  
TO BASELINE DOCUMENTS**

  
WHC Project Manager

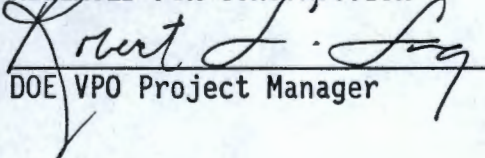
Date 12 MAY 93.

**REVIEWED FOR CONSTRUCTABILITY**

  
UCAT Project Manager

Date 17 May 93

**RELEASED FOR CONSTRUCTION**

  
DOE VPO Project Manager

Date 24 May 93

Reference transmittal numbers: FRP-881R1, FUP-432R1, WDOE-402